

CP 155-LS

PROFIELLIJST
LISTE DES PROFILES
LIST OF PROFILES
PROFILLISTE



CP 155 CP 155-LS

PROFIELOVERZICHT
APERCU DES PROFILES
PROFILE OVERVIEW
PROFILUEBERSICHT



VLEUGEL
OUVRANT
VENT
FLUEGEL

		L_m	$I_x \text{ cm}^4$	$W_x \text{ cm}^3$	ax mm	$I_y \text{ cm}^4$	$W_y \text{ cm}^3$	ay mm	
006.1340.XX		7.00/4.80	39.205	11.252	33.16	36.723	7.057	49.96	

VLEUGEL INBRAAKWEREND
OUVRANT PROTECTION ANTI-VOL
VENT BURGLAR PROTECTION
FLUEGEL EINBRUCHHEMMENT

		L_m	$I_x \text{ cm}^4$	$W_x \text{ cm}^3$	ax mm	$I_y \text{ cm}^4$	$W_y \text{ cm}^3$	ay mm	
006.1344.XX		4.80	39.244	11.208	32.99	40.291	7.537	48.54	

WISSELPROFIEL KUNSTSTOF
CHICANE MATIERE SYNTHETIQUE
SYNTHETIC MEETING SECTION
WECHSELPROFIL KUNSTSTOFF





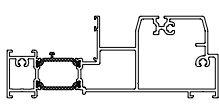

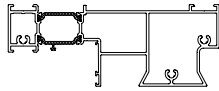



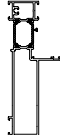

		L_m	$I_x \text{ cm}^4$	$W_x \text{ cm}^3$	ax mm	$I_y \text{ cm}^4$	$W_y \text{ cm}^3$	ay mm	
006.1341.04		6.00	1.437	0.633	11.03	6.678	1.913	25.19	
006.1342.XX		6.00	19.316	4.423	37.63	0.608	0.435	4.03	
006.1343.00		6.00	23.403	9.646	24.26	19.634	5.681	27.44	
006.0345.XX		4.00	25.726	5.732	42.12	2.647	1.572	16.84	
006.1346.XX		6.00	73.951	11.952	34.63	14.650	3.267	14.16	
0M0.1505.XX		6.00	0.140	0.187	7.50	0.015	0.062	2.50	

CP 155 CP 155-LS





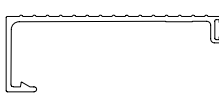

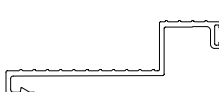

PROFIELOVERZICHT
APERCU DES PROFILES
PROFILE OVERVIEW
PROFILUEBERSICHT



BUITENKADER
DORMANT
OUTER FRAME
BLENDRAHMEN

			$I_x \text{ cm}^4$	$W_x \text{ cm}^3$	ax mm	$I_y \text{ cm}^4$	$W_y \text{ cm}^3$	ay mm	
006.0320.XX		7.00	162.919	19.082	69.62	38.929	11.769	26.92	
006.1322.XX		7.00	191.947	23.037	71.68	35.798	10.631	26.33	
006.0324.XX		4.00	142.471	18.173	76.60	21.055	5.497	21.70	
006.0326.XX		4.00	130.938	16.301	80.33	16.774	4.167	19.75	

AFDEKPROFIEL BUITENKADER
PROFILE DE RECOUVREMENT DORMANT
COVERING PROFILE OUTER FRAME
ABDECKPROFIL BLENDRAHMEN





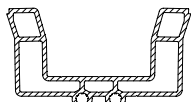

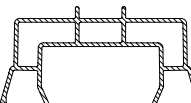

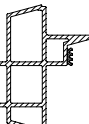



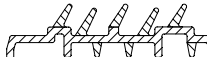

			$I_x \text{ cm}^4$	$W_x \text{ cm}^3$	ax mm	$I_y \text{ cm}^4$	$W_y \text{ cm}^3$	ay mm	
006.0362.XX		7.00	19.939	4.021	49.58	2.111	0.953	22.14	
006.0363.XX		7.00	17.193	4.165	41.28	1.880	1.215	13.52	

CP 155 CP 155-LS





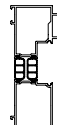

PROFIELOVERZICHT
APERCU DES PROFILES
PROFILE OVERVIEW
PROFILUEBERSICHT



PROFIEL BUITENKADER KUNSTSTOF PROFILE SYNTHETIQUE DORMANT SYNTHETIC PROFILE OUTER FRAME KUNSTSTOFFPROFIL BLENDRAHMEN

			$I_x \text{ cm}^4$	$W_x \text{ cm}^3$	$a_x \text{ mm}$	$I_y \text{ cm}^4$	$W_y \text{ cm}^3$	$a_y \text{ mm}$	
006.1301.04		7.00	3.073	1.711	13.35	12.969	4.298	30.18	
006.1303.04		7.00	23.922	6.308	37.92	5.519	2.790	18.42	
006.0305.04		6.00	2.065	0.954	14.36	4.736	1.878	23.06	
011.4631.--		7.00	-	-	-	-	-	-	
006.0910.04		7.00	2.297	0.977	21.37	0.099	0.149	5.73	

BUITENKADER ZIJKANT DORMANT COTE LATERAL OUTER FRAME SIDE BLENDRAHMEN SENKRECHT





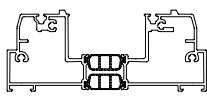

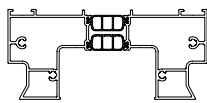

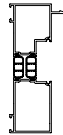

			$I_x \text{ cm}^4$	$W_x \text{ cm}^3$	$a_x \text{ mm}$	$I_y \text{ cm}^4$	$W_y \text{ cm}^3$	$a_y \text{ mm}$	
006.1304.XX		6.00	209.341	24.770	84.51	39.528	10.039	28.63	

CP 155 CP 155-LS





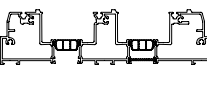

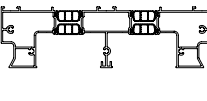

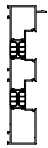

PROFIELOVERZICHT
APERCU DES PROFILS
PROFILE OVERVIEW
PROFILUEBERSICHT







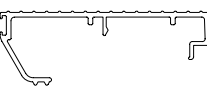

BUITENKADER DORMANT OUTER FRAME BLENDRAHMEN

			$I_x \text{ cm}^4$	$W_x \text{ cm}^3$	ax mm	$I_y \text{ cm}^4$	$W_y \text{ cm}^3$	ay mm	
006.1300.XX		7.00	216.247	27.782	77.84	53.752	16.849	31.10	
006.1302.XX		7.00/4.80	256.789	33.134	77.50	57.868	15.279	32.12	
006.1306.XX		6.00	198.518	24.541	80.89	34.118	8.213	26.46	

BUITENKADER 3-RAIL DORMANT 3-RAIL OUTER FRAME 3-RAIL BLENDRAHMEN 3-RAIL

			$I_x \text{ cm}^4$	$W_x \text{ cm}^3$	ax mm	$I_y \text{ cm}^4$	$W_y \text{ cm}^3$	ay mm	
006.1400.XX		7.00	900.669	74.256	121.29	78.297	24.022	30.41	
006.1402.XX		7.00	829.127	68.509	121.03	79.003	20.147	30.79	
006.1406.XX		6.00	642.510	51.420	124.96	47.461	11.225	25.72	

KLIPS BUITENKADER CLIP DORMANT CLIP OUTER FRAME KLEMME BLENDRAHMEN






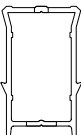

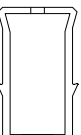



			$I_x \text{ cm}^4$	$W_x \text{ cm}^3$	ax mm	$I_y \text{ cm}^4$	$W_y \text{ cm}^3$	ay mm	
006.0360.XX		7.00	21.640	4.923	43.95	1.875	0.857	21.89	

CP 155 CP 155-LS





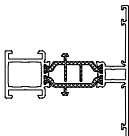

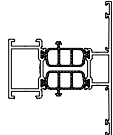

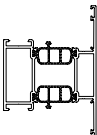

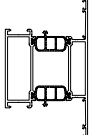

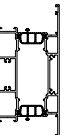

PROFIELOVERZICHT
APERCU DES PROFILS
PROFILE OVERVIEW
PROFILUEBERSICHT



U-PROFIEL
PROFILE-U
U-PROFILE
U-PROFIL

			$I_x \text{ cm}^4$	$W_x \text{ cm}^3$	ax mm	$I_y \text{ cm}^4$	$W_y \text{ cm}^3$	ay mm	
0U2.0202.XX		6.00	0.453	0.360	7.43	0.719	0.719	10.00	
030.1097.00		7.00	10.260	3.656	28.06	4.477	2.763	16.20	
030.1098.00		7.00	19.656	6.418	25.35	6.287	3.880	16.20	
030.3099.XX		7.00	9.625	2.614	23.19	5.654	3.220	17.56	

T-PROFIEL
TRAVERSE
TRANSOM-MULLION
SPROSSE







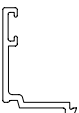



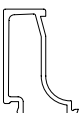



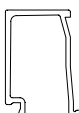





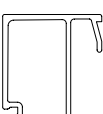

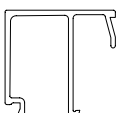

			$I_x \text{ cm}^4$	$W_x \text{ cm}^3$	ax mm	$I_y \text{ cm}^4$	$W_y \text{ cm}^3$	ay mm	
008.3113.XX		7.00	16.916	4.166	27.40	8.602	2.264	38.00	
008.3120.XX		7.00	26.891	6.830	28.63	16.299	3.663	44.50	
008.3114.XX		7.00	31.671	8.154	29.16	28.302	5.549	51.00	
008.3123.XX		7.00	36.452	9.486	29.57	45.435	7.902	57.50	
008.3824.XX		7.00	59.548	16.217	31.28	142.536	18.511	77.00	

CP 155 CP 155-LS

PROFIELOVERZICHT
APERCU DES PROFILES
PROFILE OVERVIEW
PROFILUEBERSICHT



GLASLAT
PARCLOSE
GLAZING BEAD
GLASLEISTE





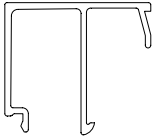

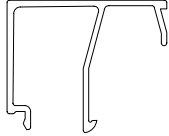

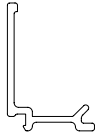

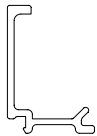

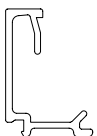





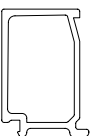

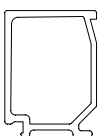

			$I_x \text{ cm}^4$	$W_x \text{ cm}^3$	ax mm	$I_y \text{ cm}^4$	$W_y \text{ cm}^3$	ay mm	
005.0276.XX		7.00	1.002	0.585	17.12	0.817	0.673	11.05	
030.3200.XX		7.00	0.632	0.362	11.70	0.273	0.191	5.17	
030.3606.XX		7.00	0.277	0.198	13.99	0.919	0.612	14.14	
030.3607.XX		7.00	0.333	0.255	13.08	0.895	0.581	15.39	
030.3608.XX		7.00	0.431	0.354	12.15	0.914	0.560	16.34	
030.3609.XX		7.00	0.544	0.483	11.26	0.967	0.572	16.89	
030.3610.XX		7.00	0.691	0.646	10.70	1.022	0.590	17.32	
030.3611.XX		7.00	0.875	0.690	12.67	1.076	0.609	17.69	
030.3612.XX		7.00	0.995	0.670	14.85	1.148	0.620	18.53	
030.3613.XX		7.00	1.192	0.696	17.13	1.184	0.629	18.81	

CP 155 CP 155-LS

GLASLATTEN
PARCLOSES
GLAZING BEADS
GLASLEISTEN



GLASLAT
PARCLOSE
GLAZING BEAD
GLASLEISTE





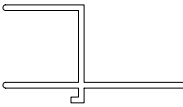

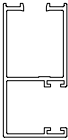

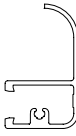

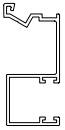



			$I_x \text{ cm}^4$	$W_x \text{ cm}^3$	ax mm	$I_y \text{ cm}^4$	$W_y \text{ cm}^3$	ay mm	
030.3614.XX		7.00	1.431	0.739	19.37	1.217	0.638	19.07	
030.3615.XX		7.00	1.750	0.821	21.31	1.252	0.647	19.35	
030.3644.XX		7.00	0.291	0.213	13.64	0.560	0.299	9.46	
030.3645.XX		7.00	0.293	0.213	13.79	0.737	0.423	10.79	
030.3646.XX		7.00	0.296	0.219	13.52	0.957	0.618	12.72	
030.3647.XX		7.00	0.376	0.315	11.94	1.072	0.699	12.86	
030.3648.XX		7.00	0.447	0.398	11.23	1.148	0.780	13.48	
030.3649.XX		7.00	0.548	0.520	10.55	1.211	0.857	14.13	
030.3650.XX		7.00	0.736	0.703	10.47	1.297	0.898	14.44	

CP 155 CP 155-LS

ROLLUIKGELEIDER
GUIDE A VOLET
SHUTTER GUIDE
ROLLADENFUEHRUNG



ROLLUIKGELEIDER
GUIDE A VOLET
SHUTTER GUIDE
ROLLADENFUEHRUNG





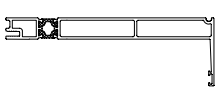





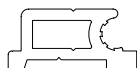



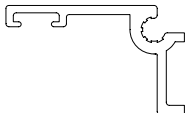

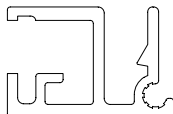



			$I_x \text{ cm}^4$	$W_x \text{ cm}^3$	$a_x \text{ mm}$	$I_y \text{ cm}^4$	$W_y \text{ cm}^3$	$a_y \text{ mm}$	
004.3130.XX		6.00	1.141	0.774	27.84	1.881	0.675	11.18	
004.3167.XX		6.00	9.873	3.327	28.51	3.238	2.151	12.95	
004.3843.XX		6.00	4.009	1.264	10.47	1.621	0.952	15.29	
030.1142.XX		6.00	13.153	3.911	31.19	3.015	1.909	15.79	
030.1143.XX		6.00	3.495	1.143	14.53	2.214	1.076	20.57	

CP 155 CP 155-LS

HULPPROFIELEN
PROFILES DE RACCORDEMENT
ADDITIONAL PROFILES
ZUSATZPROFILE



VERBINDINGSPROFIEL GOOT
PROFILE DE RACCORDEMENT GOUTTIERE
CONNECTION PROFILE GUTTER
KUPPLUNGSPROFIL RINNE

			$I_x \text{ cm}^4$	$W_x \text{ cm}^3$	ax mm	$I_y \text{ cm}^4$	$W_y \text{ cm}^3$	ay mm	
006.0370.XX		7.00	147.133	18.107	71.65	5.660	1.431	39.55	
006.0371.XX		7.00	120.097	15.082	75.37	4.145	3.255	12.73	
009.1886.XX		7.00	0.884	0.812	9.31	3.914	1.307	20.07	
030.0138.00		7.00	0.043	0.102	4.01	0.150	0.174	8.39	
030.1141.00		7.00	5.619	1.673	21.01	1.162	0.789	14.73	
030.3370.XX		7.00	0.253	0.197	5.14	0.640	0.342	18.69	
030.3890.XX		7.00	0.682	0.648	7.58	1.066	0.765	13.93	
043.1028.XX		6.00	0.098	0.103	9.58	0.295	0.254	11.60	

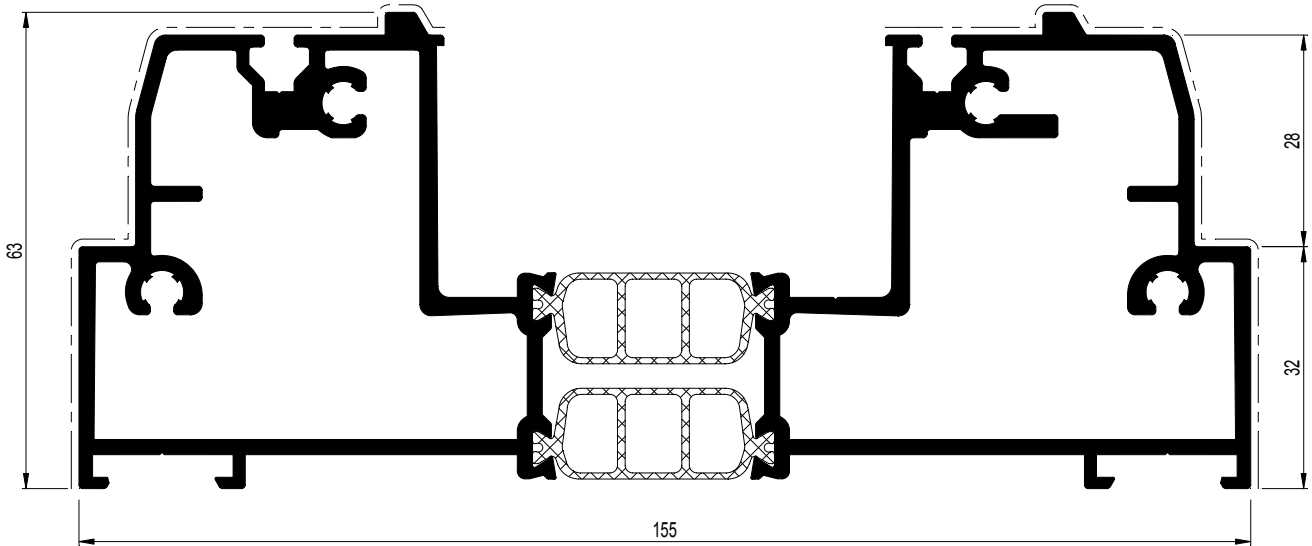
CP 155 CP 155-LS

BUITENKADERS
DORMANTS
OUTER FRAMES
BLENDRAHMEN



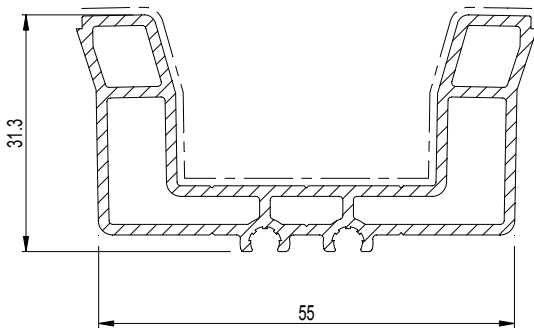
	A dm ² /m	P dm ² /m	L_m	I_x cm ⁴	W_x cm ³	a_x mm	I_y cm ⁴	W_y cm ³	a_y mm	
006.0360.XX	32.02	11.2	7.00	21.640	4.923	43.95	1.875	0.857	21.89	X Y
006.1300.XX	54.70	21.3	7.00/4.80	216.247	27.782	77.84	53.752	16.849	31.10	0 Y
006.1301.04	-	-	7.00	-	-	-	-	-	-	
011.4631.--	-	-	7.00	-	-	-	-	-	-	

006.1300.XX

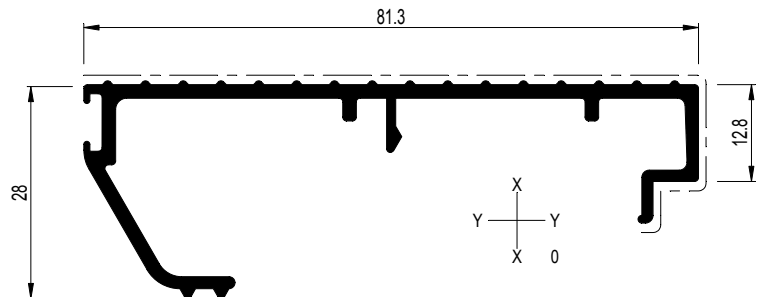


006.1301.04

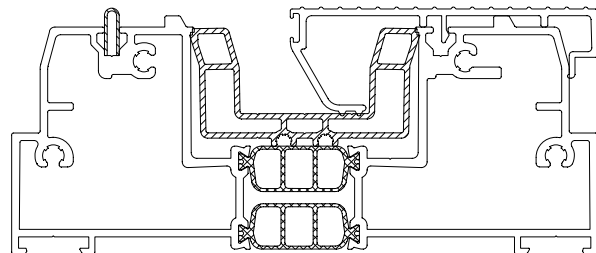
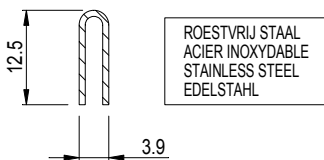
ASA / PC



006.0360.XX



011.4631.--



	006.1300.XX	
	068.7555.00 (2x)	095.30PN.00 of-ou-or-oder 095.B500.00
	068.8576.00 (2x)	097.0440.00
	052.5371.-- (4x)	097.0436.00

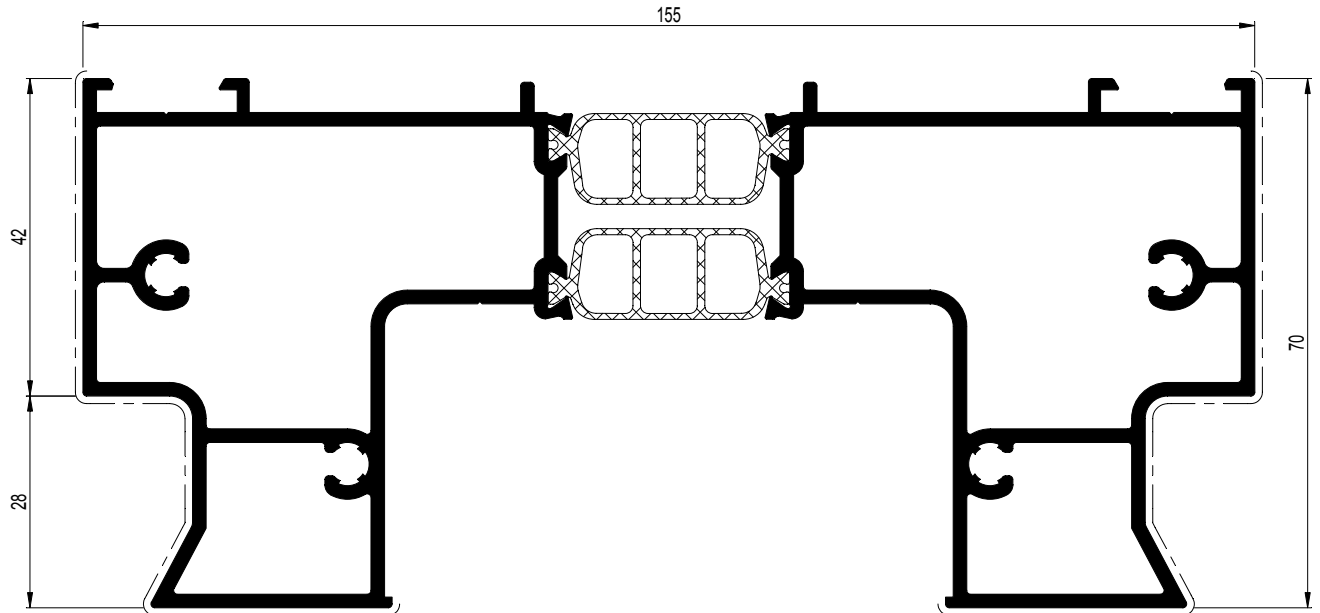
Profielen
Perfiles
Profiles
Profile

34.C.010
02/2009

D0013843

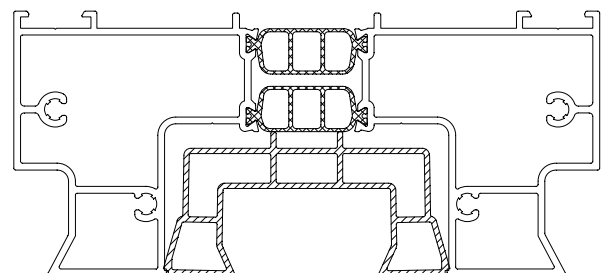
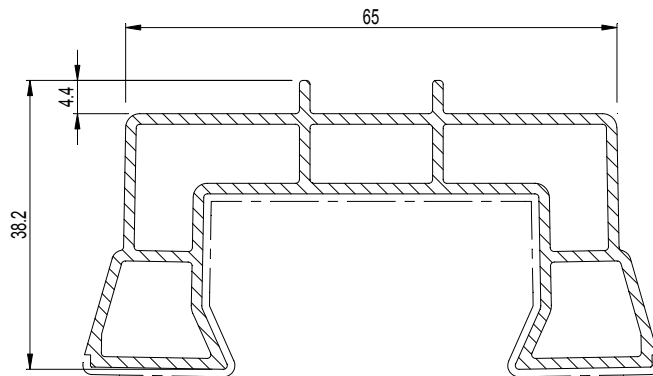
	A dm ² /m	P dm ² /m	L_m	I_x cm ⁴	W_x cm ³	a_x mm	I_y cm ⁴	W_y cm ³	a_y mm	X Y X Y 0
006.1302.XX	55.33	23.3	7.00/4.80	256.789	33.134	77.50	57.868	15.279	32.12	
006.1303.04	-	-	7.00	-	-	-	-	-	-	

006.1302.XX



006.1303.04

HPVC





	006.1302.XX	
	052.5371.-- (4x)	097.0436.00

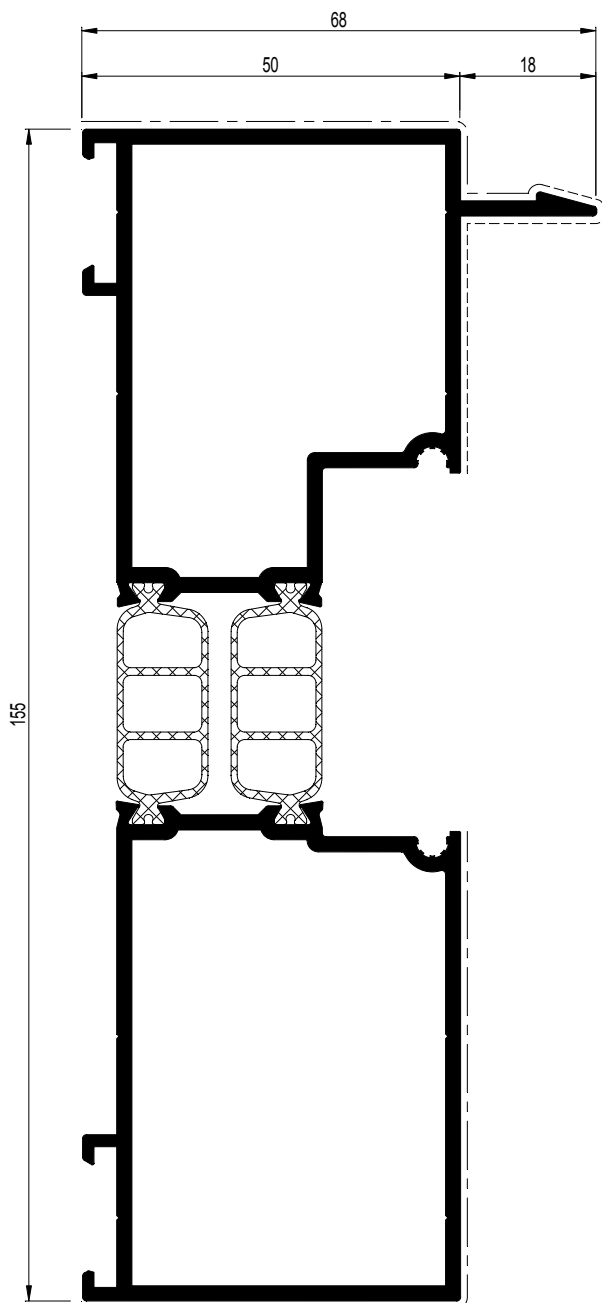
CP 155-LS

BUITENKADER
DORMANT
OUTER FRAME
BLENDRAHMEN



	A dm ² /m	P dm ² /m	L_m	I_x cm ⁴	W_x cm ³	ax mm	I_y cm ⁴	W_y cm ³	ay mm	
006.1306.XX	48.97	18.3	6.00	198.518	24.541	80.89	34.118	8.213	26.46	


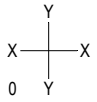
006.1306.XX



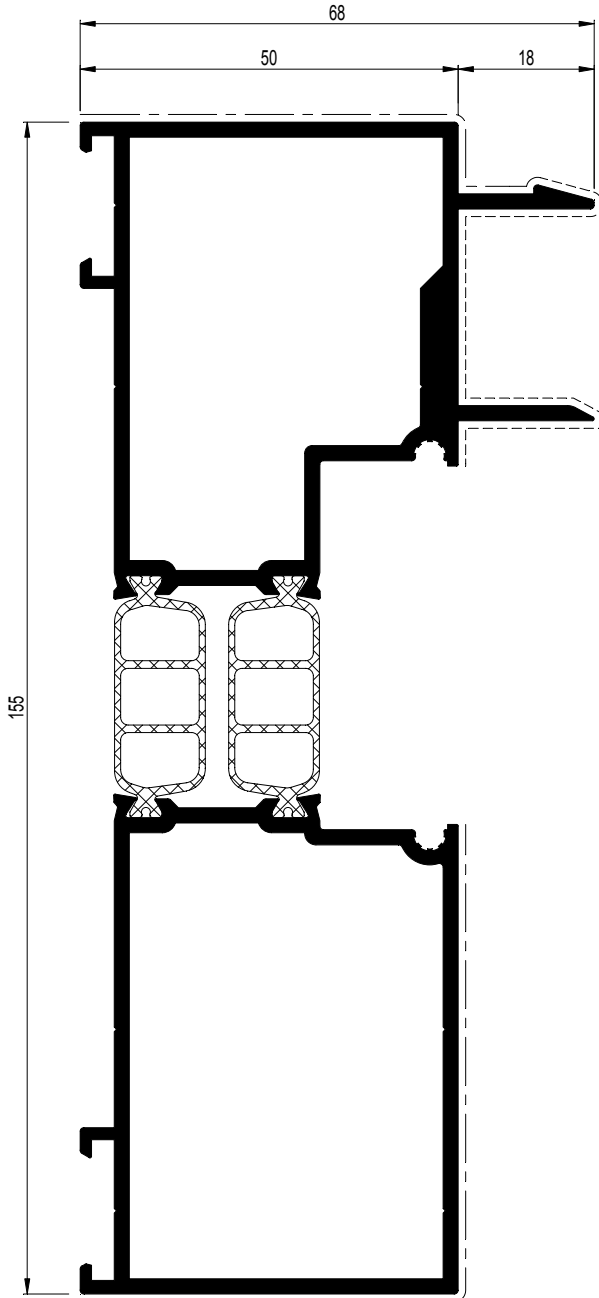
CP 155-LS

BUITENKADER INBRAAKWEREND
 DORMANT PROTECTION ANTI-VOL
 OUTER FRAME BURGLAR PROTECTION
 BLENDRAHMEN EINBRUCHHEMMEND



	$\frac{A}{dm^2/m}$	$\frac{P}{dm^2/m}$	$\leftarrow L_m \rightarrow$	$I_x \text{ cm}^4$	$W_x \text{ cm}^3$	$ax \text{ mm}$	$I_y \text{ cm}^4$	$W_y \text{ cm}^3$	$ay \text{ mm}$	
006.1304.XX	52.41	18.3	6.00	209.341	24.770	84.51	39.528	10.039	28.63	


006.1304.XX

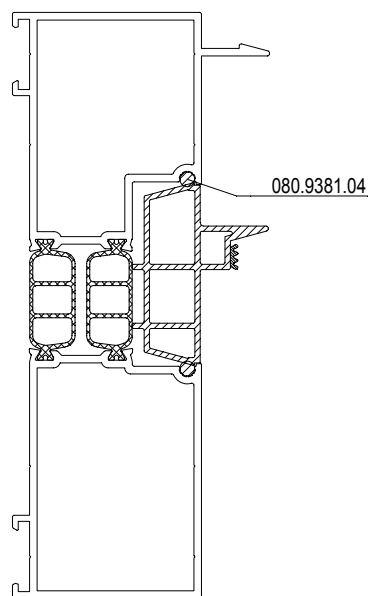
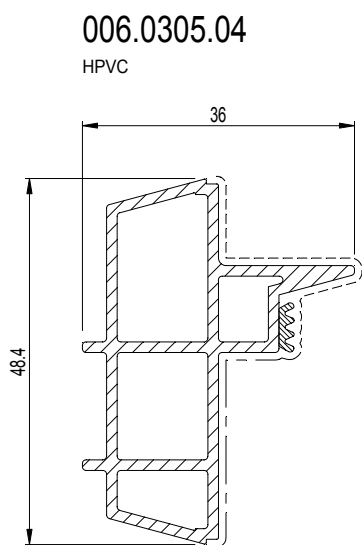


CP 155-LS

BUITENKADER
DORMANT
OUTER FRAME
BLENDRAHMEN



	A dm ² /m	P dm ² /m	L_m	I_x cm ⁴	W_x cm ³	a_x mm	I_y cm ⁴	W_y cm ³	a_y mm	Y X 0 Y
006.0305.04	-	-	6.00	-	-	-	-	-	-	



CP 155 CP 155-LS

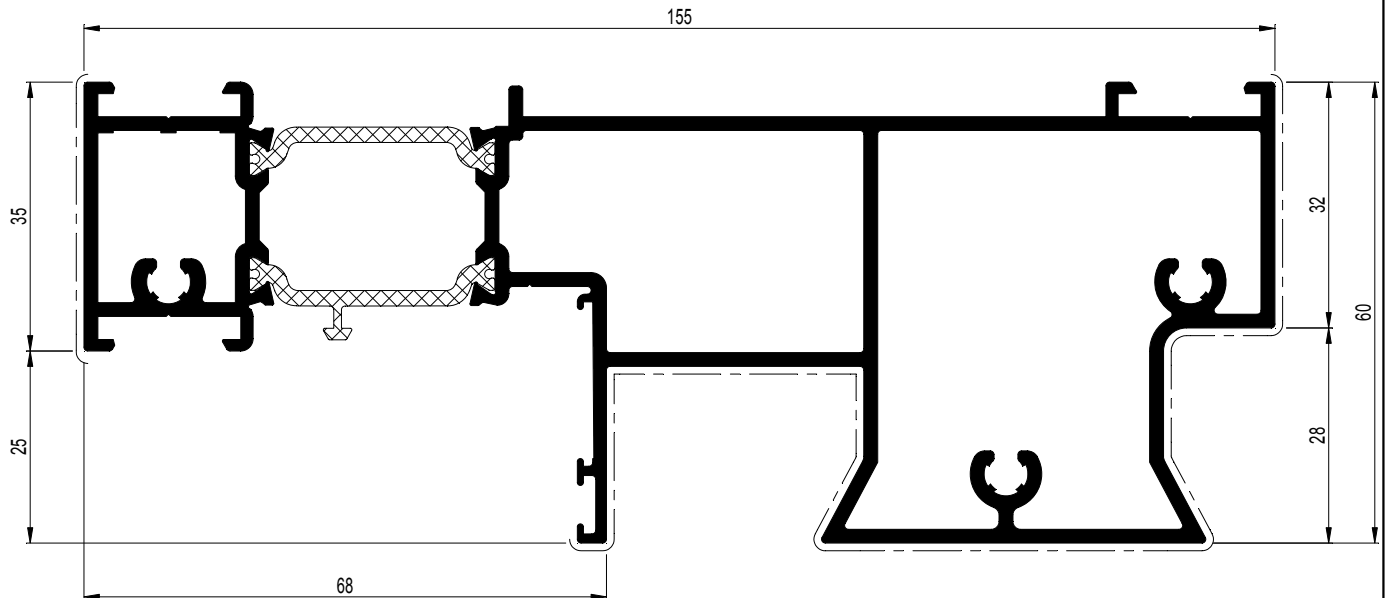
BUITENKADERS MONORAIL
DORMANTS MONORAIL
OUTER FRAMES MONORAIL
BLENDRAHMEN MONORAIL



	A dm ² /m	P dm ² /m	L_m	I_x cm ⁴	W_x cm ³	a_x mm	I_y cm ⁴	W_y cm ³	a_y mm	X Y
006.0320.XX	55.13	21.0	7.00	162.919	19.082	69.62	38.929	11.769	26.92	X Y
006.1322.XX	54.27	24.4	7.00	191.947	23.037	71.68	35.798	10.631	26.33	X 0

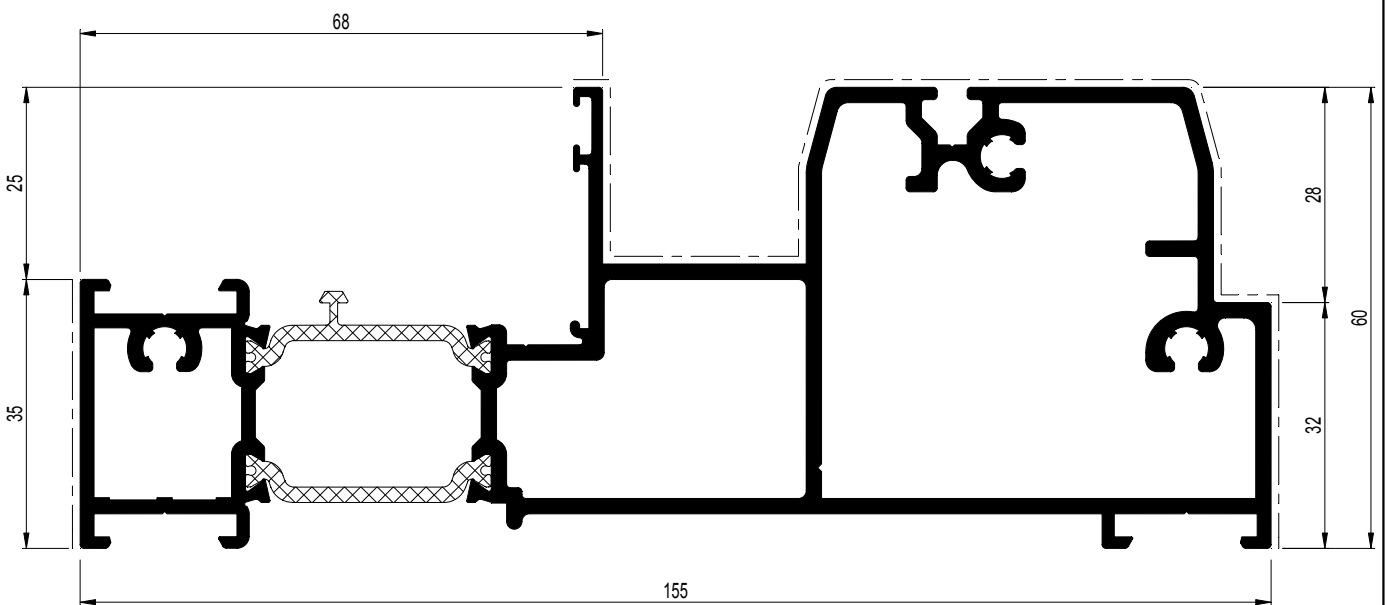
006.1322.XX

Monorail



006.0320.XX

Monorail



	006.0320.XX	
	068.7558.00	095.30PN.00 of-ou-or-oder 095.B500.00
	068.8574.00	097.0440.00
	052.5371.-- (3x)	097.0436.00
	069.6575.04	---
	060.8723.-- or 060.8725.00	---

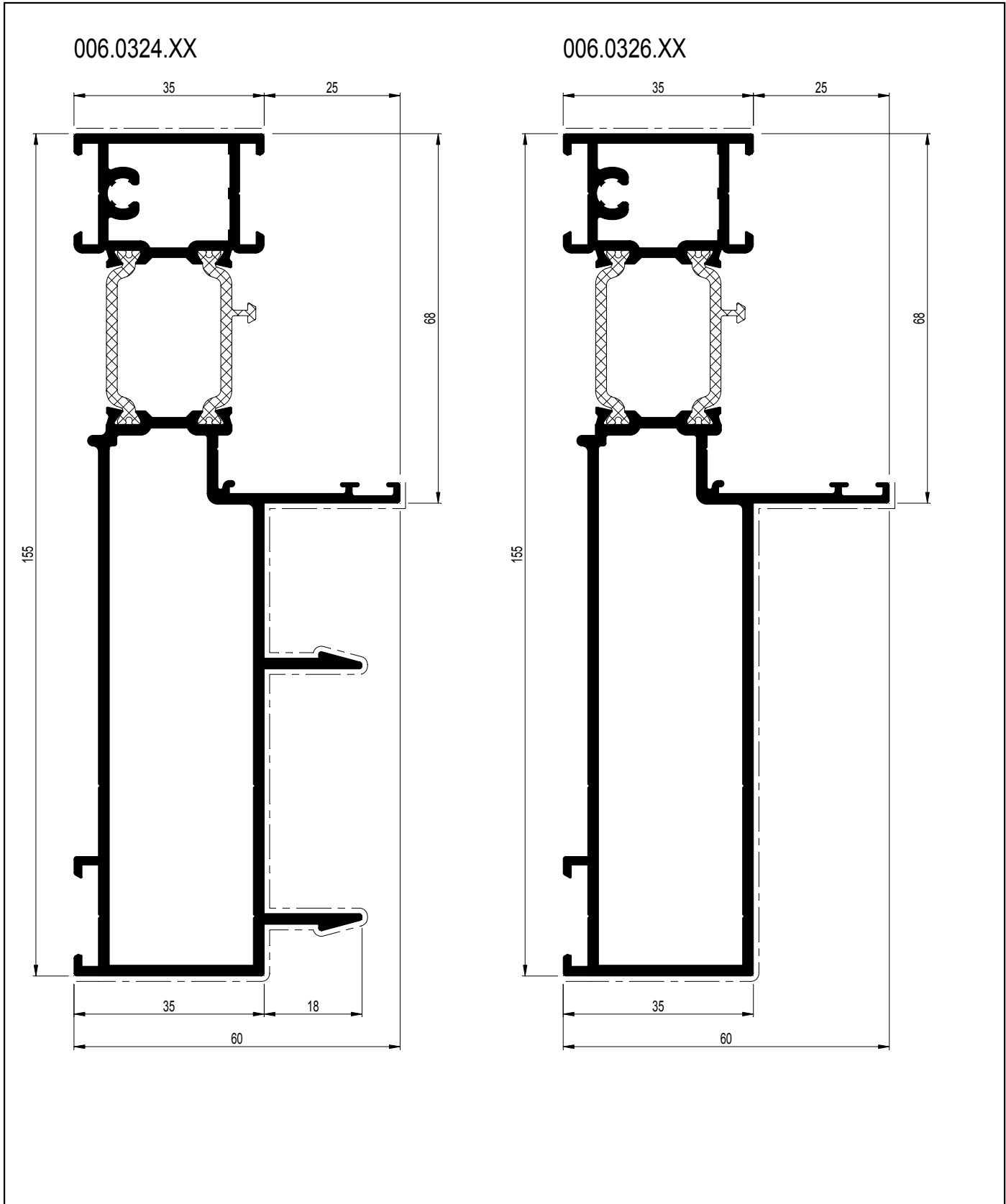
	006.1322.XX	
	052.5371.-- (3x)	097.0436.00

Profielen
Profils
Profiles
Profile

34.C.015
02/2009

D0013848

	A dm ² /m	P dm ² /m	L_m	I_x cm ⁴	W_x cm ³	ax mm	I_y cm ⁴	W_y cm ³	ay mm	Y X 0 Y
006.0324.XX	55.23	25.9	4.00	142.471	18.173	76.60	21.055	5.497	21.70	
006.0326.XX	48.06	18.7	4.00	130.938	16.301	80.33	16.774	4.167	19.75	


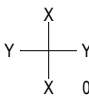


	006.0324.XX			006.0326.XX	
	052.5371.--	097.0437.00		052.5371.--	097.0437.00

CP 155 CP 155-LS

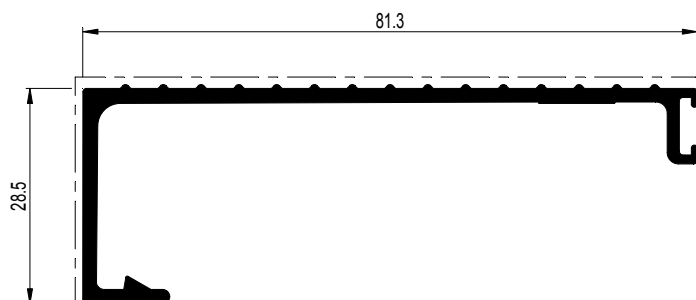
AFDEKPROFIEL BUITENKADER MONORAIL
 PROFILE DE RECOUVREMENT DORMANT MONORAIL
 COVERING PROFILE OUTER FRAME MONORAIL
 ABDECKPROFIL BLENDRAHMEN MONORAIL



	$\frac{A}{dm^2/m}$	$\frac{P}{dm^2/m}$	$\leftarrow L_m \rightarrow$	$I_x \text{ cm}^4$	$W_x \text{ cm}^3$	$a_x \text{ mm}$	$I_y \text{ cm}^4$	$W_y \text{ cm}^3$	$a_y \text{ mm}$	
006.0362.XX	26.70	11.6	7.00	19.939	4.021	49.58	2.111	0.953	22.14	
006.0363.XX	26.68	11.5	7.00	17.193	4.165	41.28	1.880	1.215	13.52	

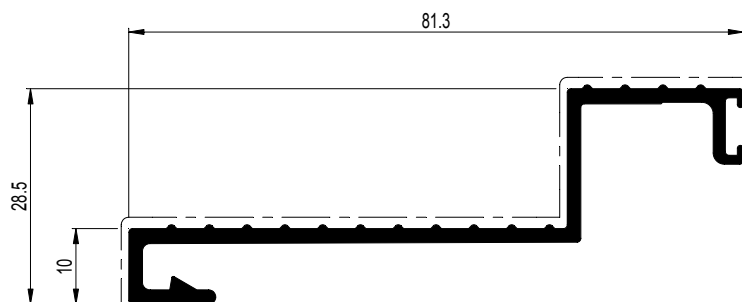
006.0362.XX

Monorail



006.0363.XX

Monorail

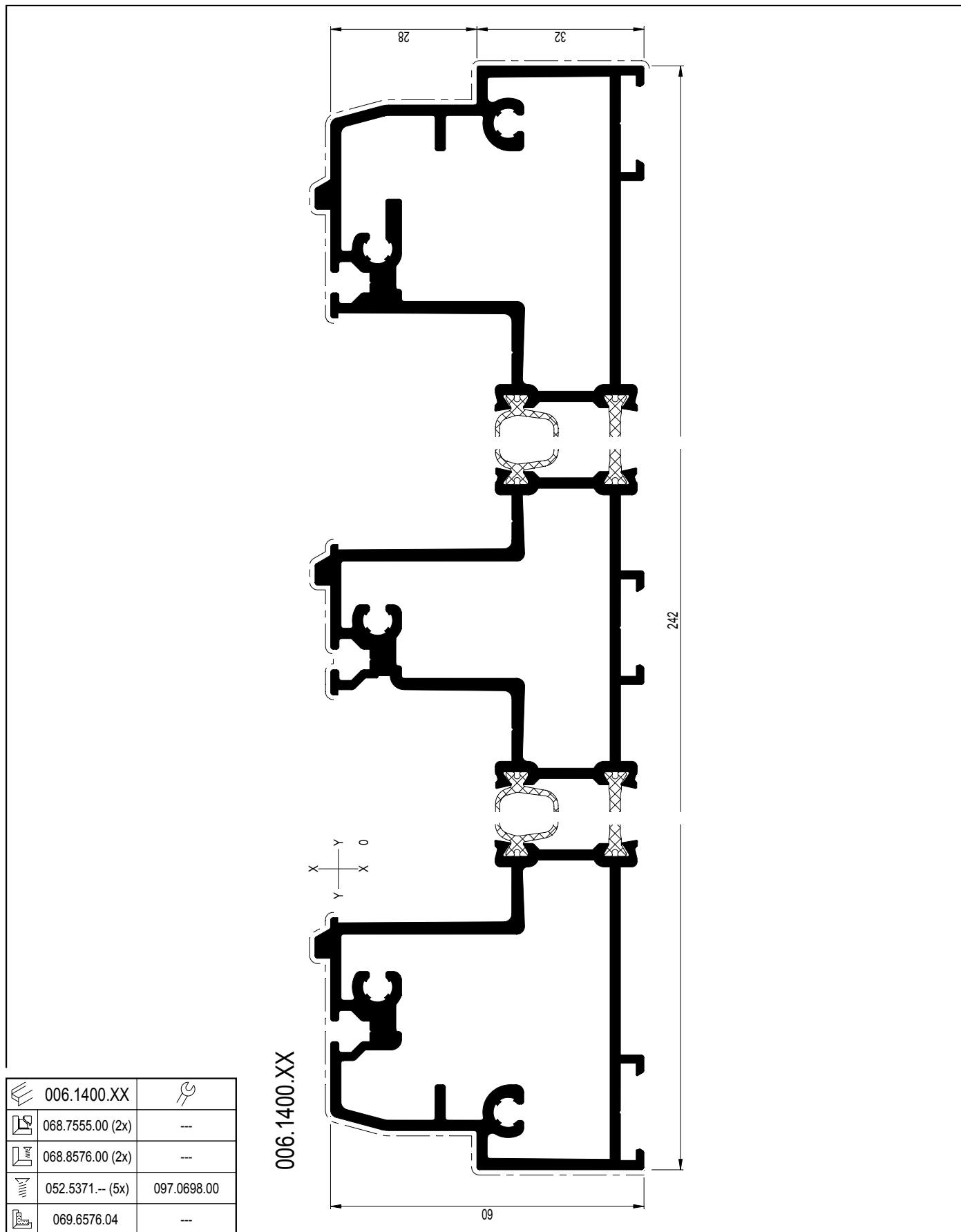


CP 155 CP 155-LS

BUITENKADER 3-RAIL
DORMANT 3-RAIL
OUTER FRAME 3-RAIL
BLENDRAHMEN 3-RAIL



	A dm ² /m	P dm ² /m	L_m	I_x cm ⁴	W_x cm ³	a_x mm	I_y cm ⁴	W_y cm ³	a_y mm	Y X 0 Y
006.1400.XX	82.08	24.4	7.00	900.669	74.256	121.29	78.297	24.022	30.41	



	006.1400.XX	
	068.7555.00 (2x)	---
	068.8576.00 (2x)	---
	052.5371.-- (5x)	097.0698.00
	069.6576.04	---

Profielen
Profils
Profiles
Profile

34.C.018
02/2009

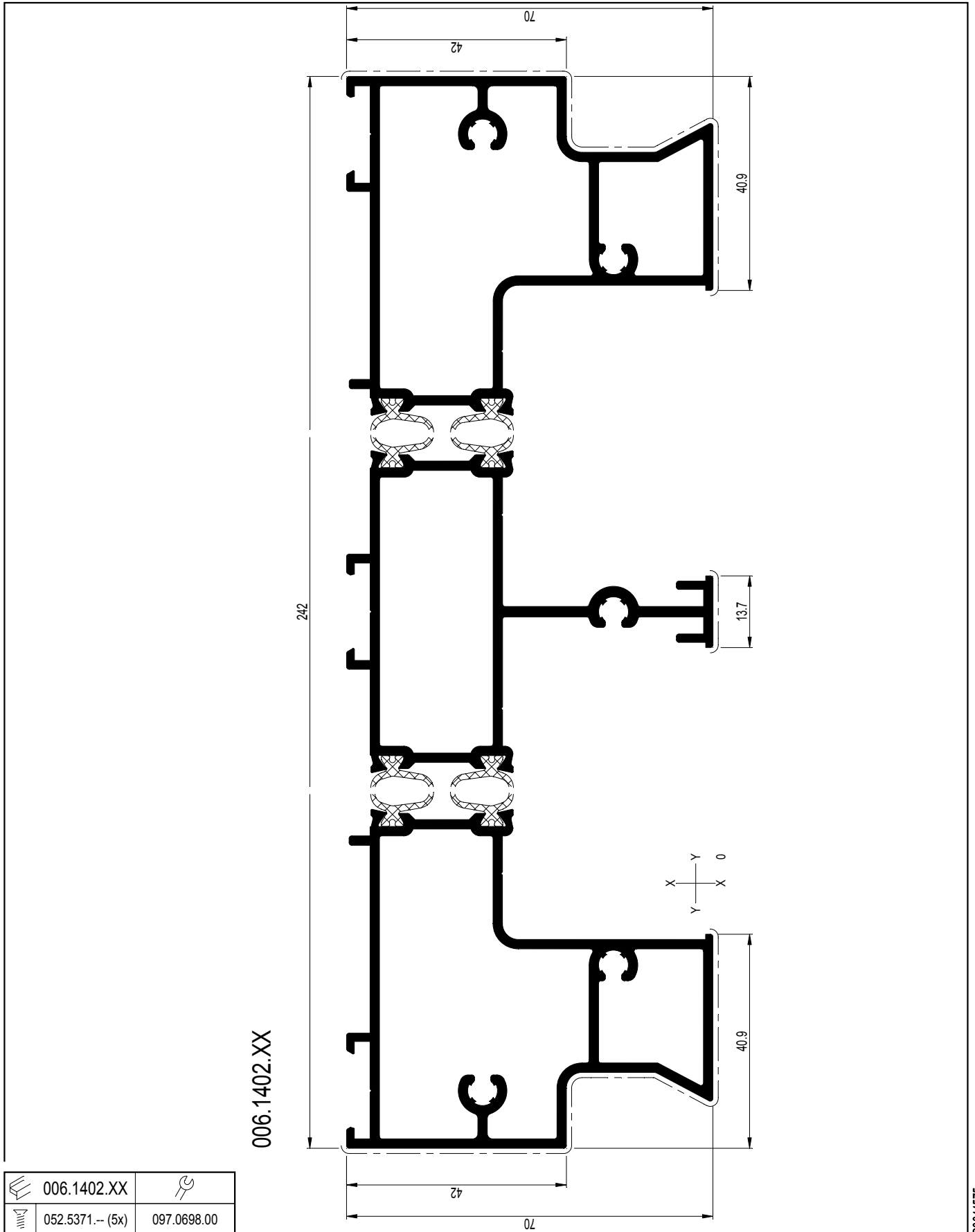
D0044533

CP 155-LS

BUITENKADER 3-RAIL
 DORMANT 3-RAIL
 OUTER FRAME 3-RAIL
 BLENDRAHMEN 3-RAIL



	A dm ² /m	P dm ² /m	L_m	I_x cm ⁴	W_x cm ³	a_x mm	I_y cm ⁴	W_y cm ³	a_y mm	Y X 0 Y
006.1402.XX	85.04	24.7	7.00	829.127	68.509	121.03	79.003	20.147	30.79	X 0 Y



	006.1402.XX	
	052.5371.-- (5x)	097.0698.00

Profielen
 Profils
 Profiles
 Profile


34.C.019
 02/2009

D0044575

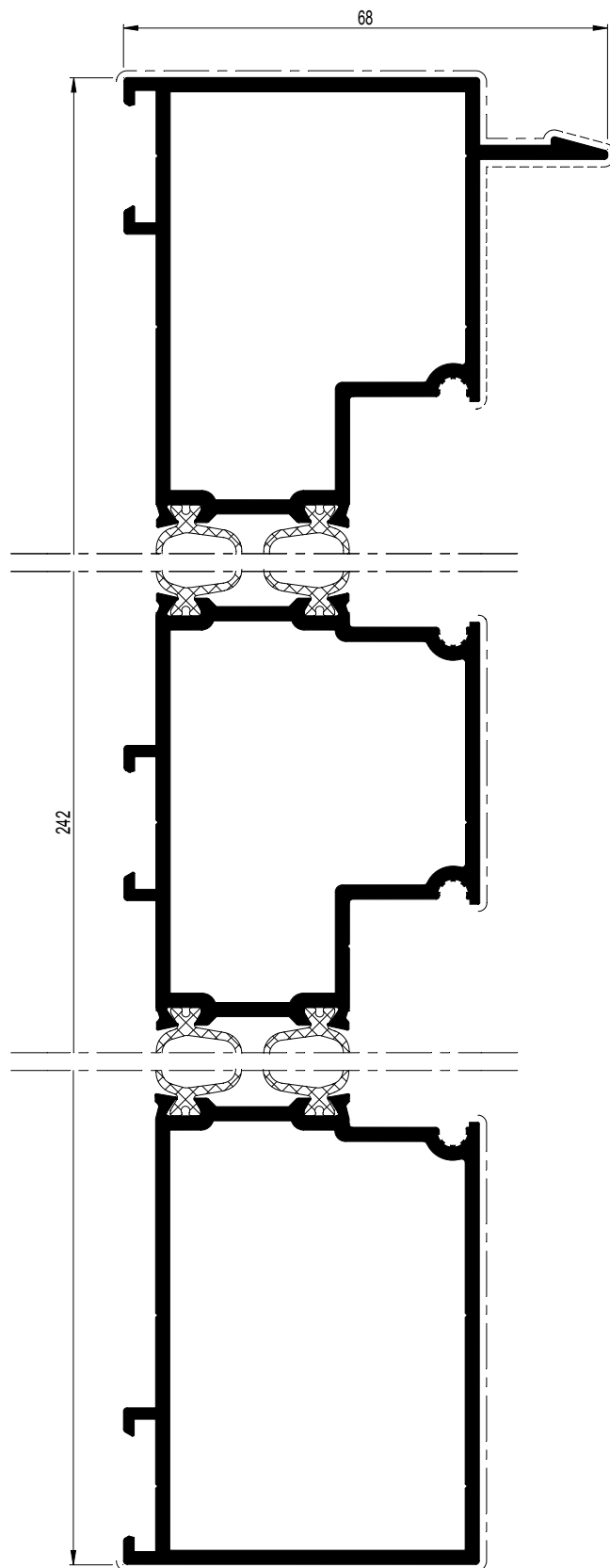
CP 155 CP 155-LS

BUITENKADER 3-RAIL
DORMANT 3-RAIL
OUTER FRAME 3-RAIL
BLENDRAHMEN 3-RAIL



	$\frac{A}{dm^2/m}$	$\frac{P}{dm^2/m}$	L_m	$I_x \text{ cm}^4$	$W_x \text{ cm}^3$	ax mm	$I_y \text{ cm}^4$	$W_y \text{ cm}^3$	ay mm	Y X 0 Y
006.1406.XX	69.12	22.3	6.00	642.510	51.420	124.96	47.461	11.225	25.72	

006.1406.XX

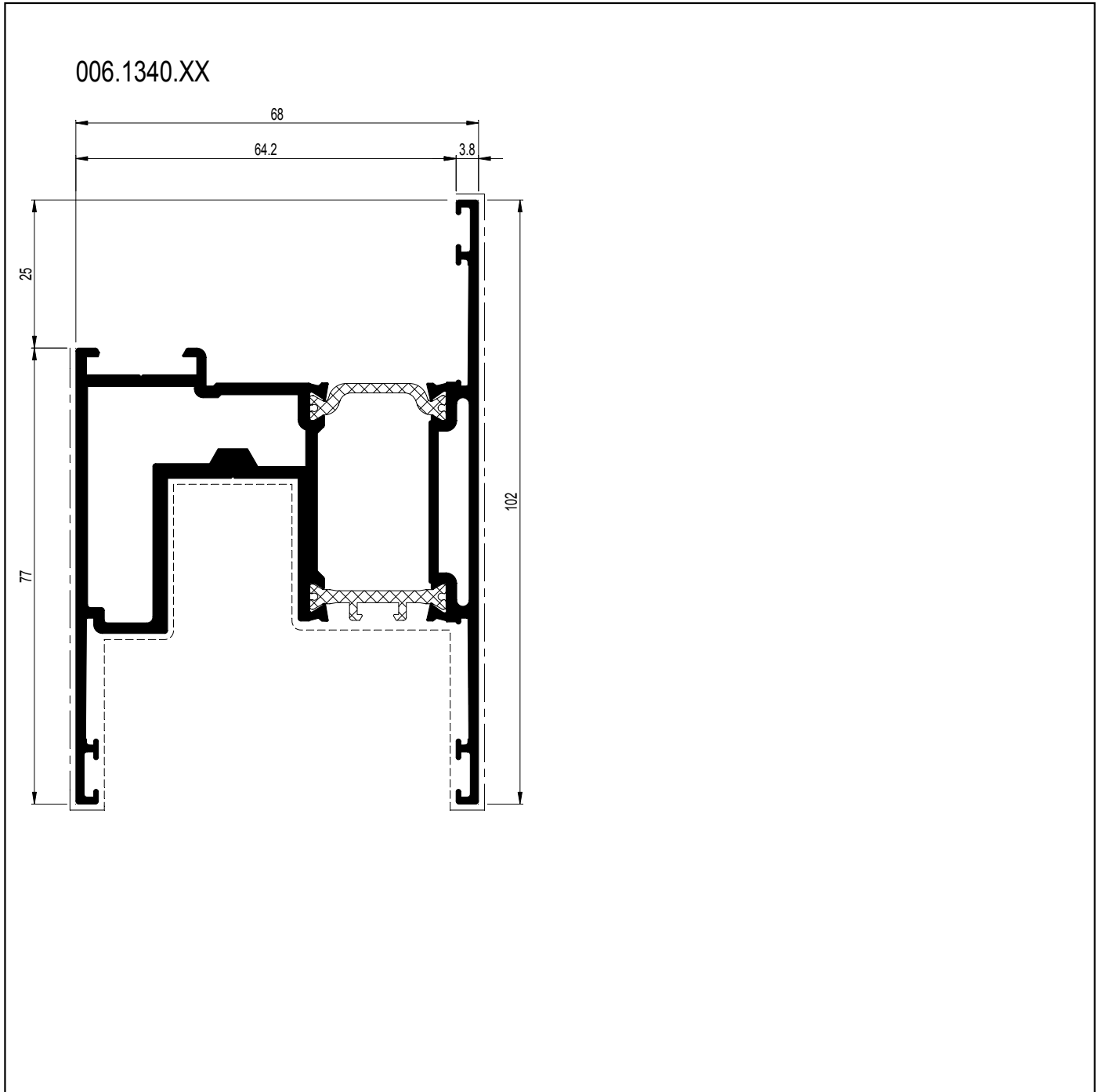


CP 155 CP 155-LS

VLEUGELS
OUVRANTS
VENTS
FLUEGEL



	$\frac{A}{dm^2/m}$	$\frac{P}{dm^2/m}$	$\leftarrow L_m \rightarrow$	$I_x \text{ cm}^4$	$W_x \text{ cm}^3$	$a_x \text{ mm}$	$I_y \text{ cm}^4$	$W_y \text{ cm}^3$	$a_y \text{ mm}$	
006.1340.XX	50.21	19.1	7.00/4.80	39.205	11.252	33.16	36.723	7.057	49.96	



	006.1340.XX	
	068.7775.00	095.30PN.00 of-ou-or-oder 095.B500.00
	068.8835.00	097.0441.00
	068.8986.00	097.0374.00 of-ou-or-oder 097.0410.00 of-ou-or-oder 097.0463.00
	069.6569.04	---
	060.8723.-- (3x) or 060.8725.00 (3x)	---

Profielen
Perfiles
Profiles
Profile

34.C.021
02/2009

D0013851

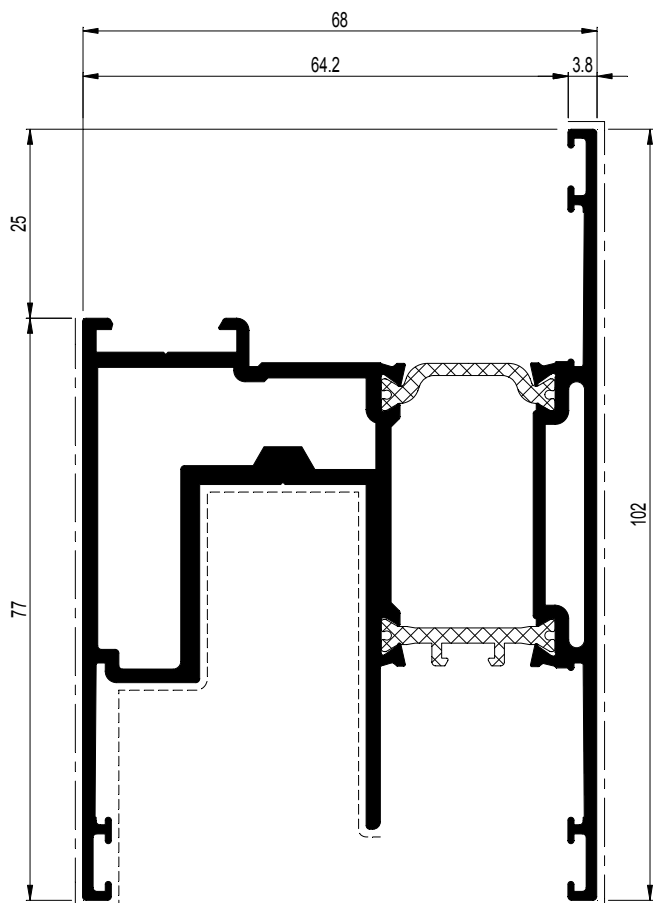
CP 155 CP 155-LS

VLEUGELS INBRAAKWEREND
OUVRANTS PROTECTION ANTI-VOL
VENTS BURGLAR PROTECTION
FLUEGEL EINBRUCHHEMMEND



	A dm ² /m	P dm ² /m	L_m	I_x cm ⁴	W_x cm ³	ax mm	I_y cm ⁴	W_y cm ³	ay mm	X Y X 0
006.1344.XX	54.48	19.1	4.80	39.244	11.208	32.99	40.291	7.537	48.54	

006.1344.XX



	006.1344.XX	
	068.7775.00	095.30PN.00 of-ou-or-oder 095.B500.00
	068.8835.00	097.0441.00
	068.8986.00	097.0374.00 of-ou-or-oder 097.0410.00 of-ou-or-oder 097.0463.00
	069.6569.04	---
	060.8723.-- (3x) or 060.8725.00 (3x)	---

Profielen
Profils
Profiles
Profile

34.C.022
02/2009

D001385Z

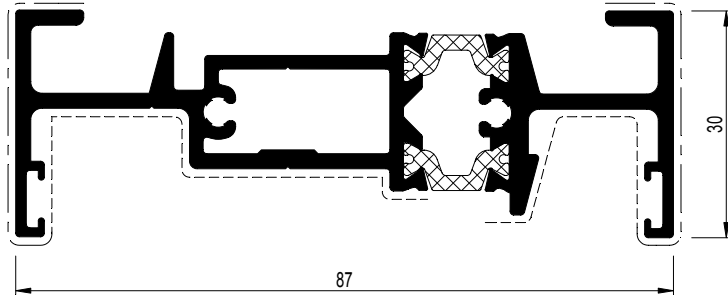
CP 155 CP 155-LS

HULPPROFIELEN VLEUGEL
PROFILES DE RACCORDEMENT OUVRANT
ADDITIONAL PROFILES VENT
ZUSATZPROFILE FLUEGEL

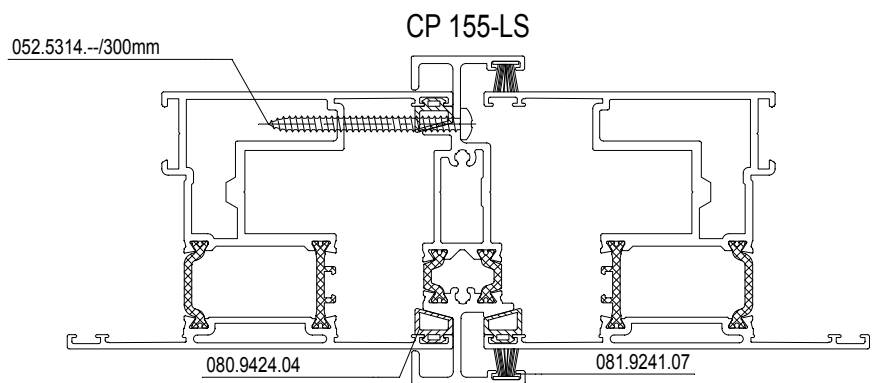
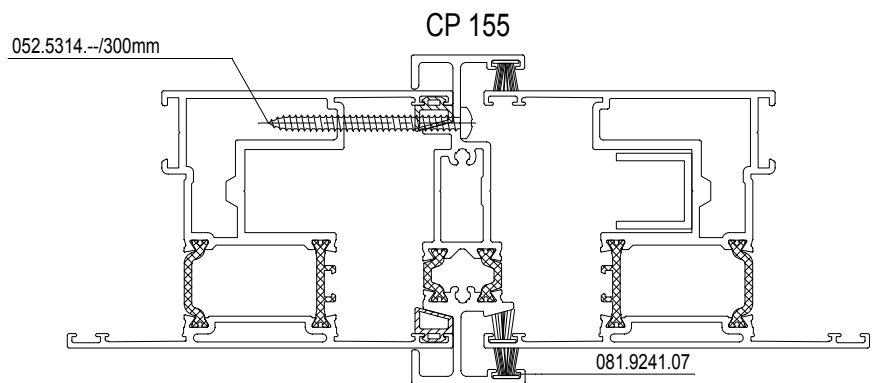
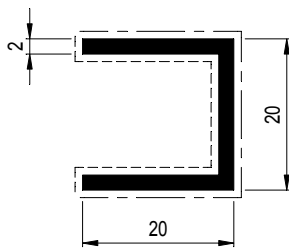


	A dm ² /m	P dm ² /m	L_m	I_x cm ⁴	W_x cm ³	a_x mm	I_y cm ⁴	W_y cm ³	a_y mm	
006.0345.XX	37.55	8.6	4.00	25.726	5.732	42.12	2.647	1.572	16.84	Y — X X — Y 0
0U2.0202.XX	11.60	6.0	6.00	0.453	0.360	7.43	0.719	0.719	10.00	

006.0345.XX





0U2.0202.XX



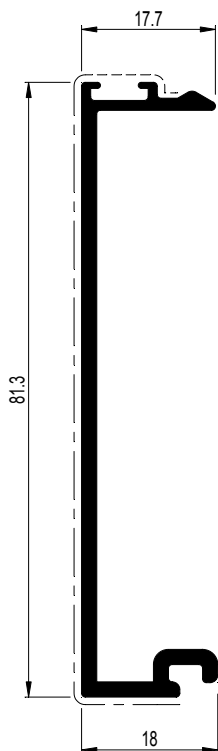
CP 155 CP 155-LS

HULPPROFIELEN VLEUGEL
PROFILES DE RACCORDEMENT OUVRANT
ADDITIONAL PROFILES VENT
ZUSATZPROFILE FLUEGEL

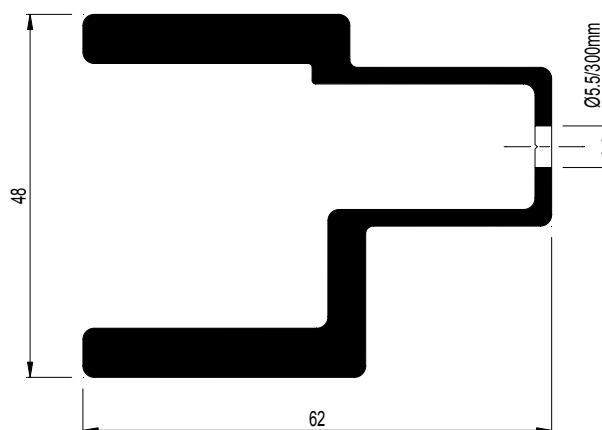


	$\frac{A}{dm^2/m}$	$\frac{P}{dm^2/m}$	L_m	$I_x \text{ cm}^4$	$W_x \text{ cm}^3$	ax mm	$I_y \text{ cm}^4$	$W_y \text{ cm}^3$	ay mm	
006.1341.04	-	-	6.00	1.437	0.633	11.03	6.678	1.913	25.19	
006.1342.XX	25.03	9.7	6.00	19.316	4.423	37.63	0.608	0.435	4.03	
006.1343.00	33.08	-	6.00	23.403	9.646	24.26	19.634	5.681	27.44	
0M0.1505.XX	4.00	4.0	6.00	0.140	0.187	7.50	0.015	0.062	2.50	

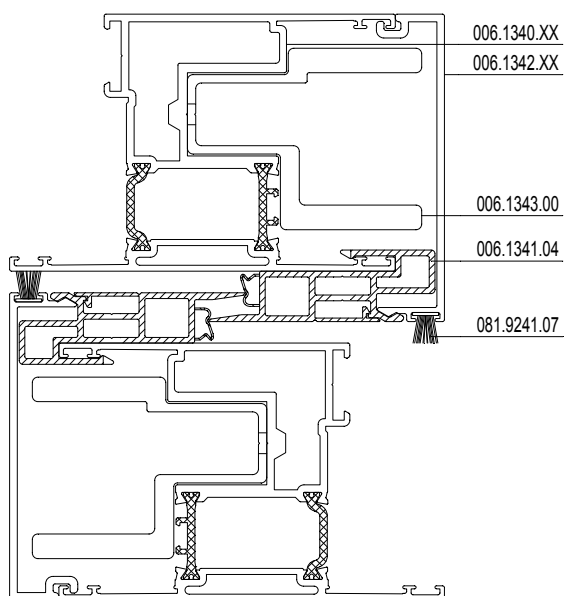
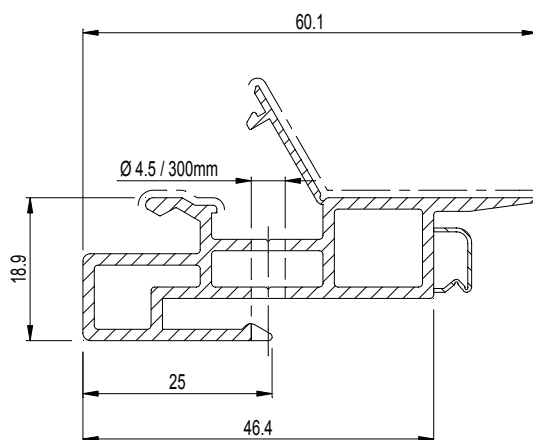
006.1342.XX



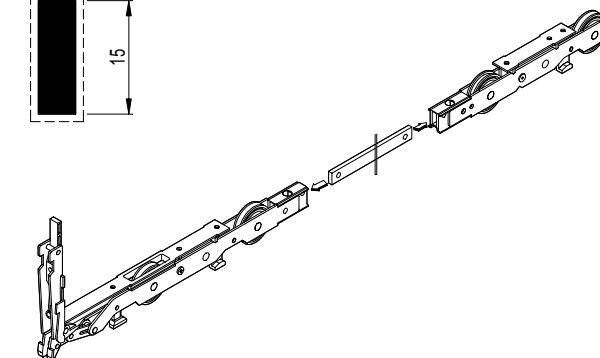
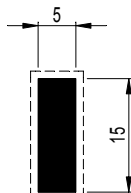
006.1343.00



006.1341.04 (HPVC)




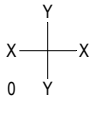
0M0.1505.XX



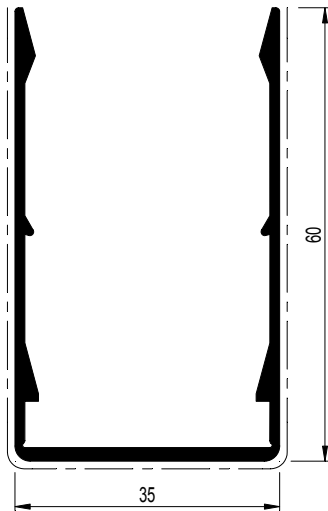
CP 155 CP 155-LS

VERSTERKINGSPROFIELEN VLEUGEL
PROFILES DE RENFORCEMENT OUVRANT
REINFORCEMENT PROFILES VENT
VERSTAERKUNGSPROFILE FLUEGEL

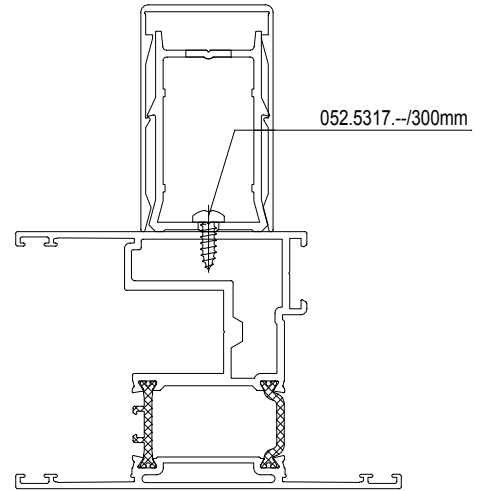
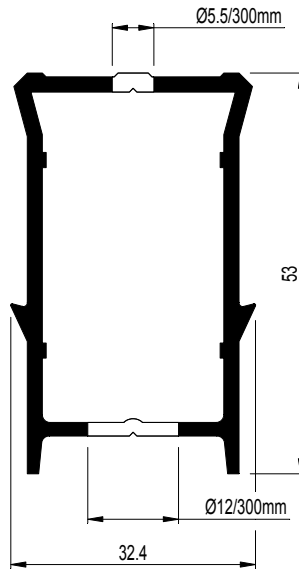


	$\frac{A}{dm^2/m}$	$\frac{P}{dm^2/m}$	$\leftarrow L_m \rightarrow$	$I_x \text{ cm}^4$	$W_x \text{ cm}^3$	$a_x \text{ mm}$	$I_y \text{ cm}^4$	$W_y \text{ cm}^3$	$a_y \text{ mm}$	
030.1097.00	-	-	7.00	10.260	3.656	28.06	4.477	2.763	16.20	
030.1098.00	-	-	7.00	19.656	6.418	25.35	6.287	3.880	16.20	
030.3099.XX	31.23	15.3	7.00	9.625	2.614	23.19	5.654	3.220	17.56	

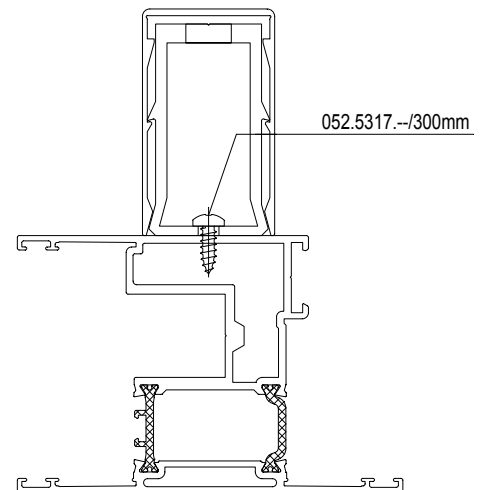
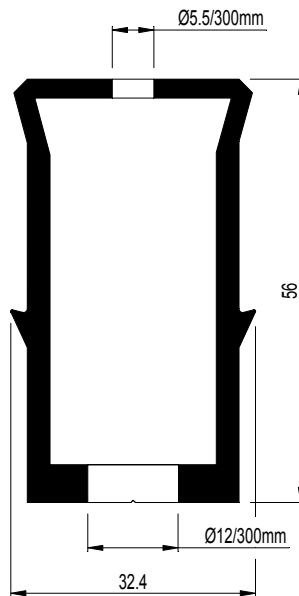
030.3099.XX



030.1097.00



030.1098.00

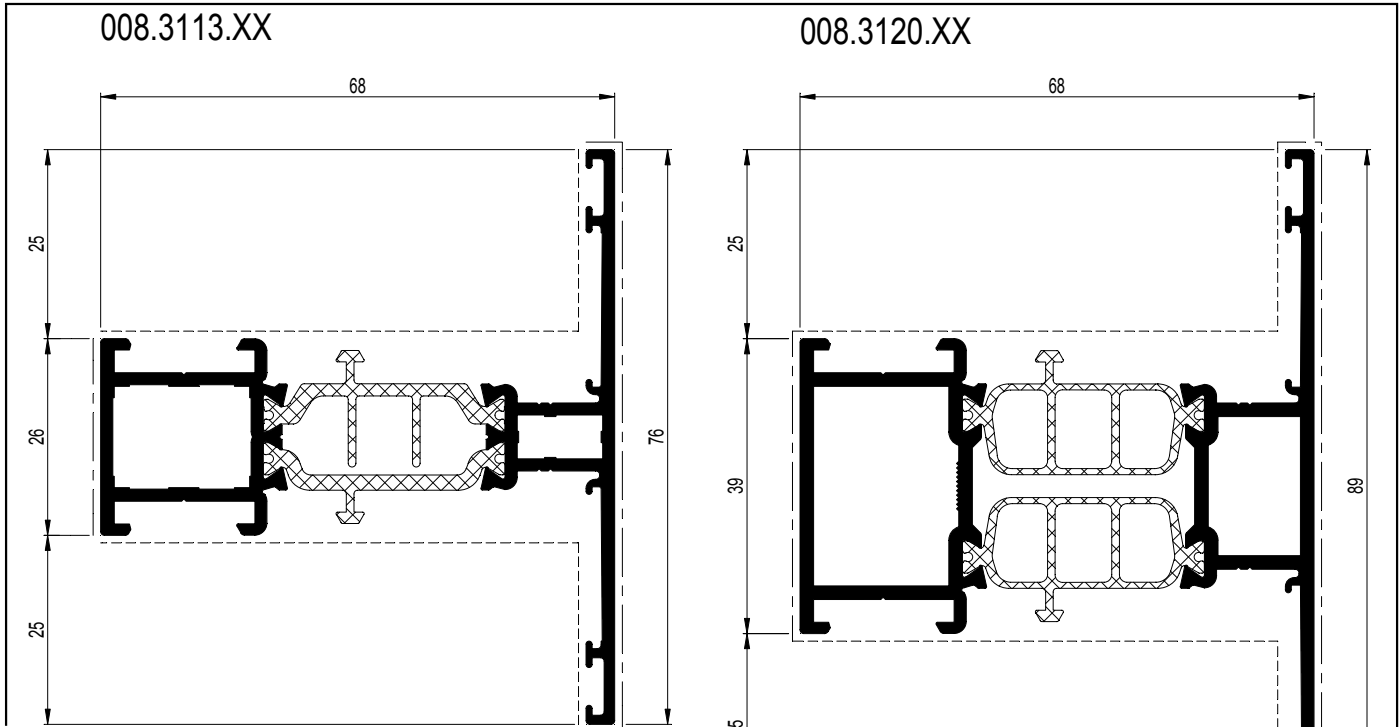


CP 155 CP 155-LS

T-PROFIELEN
TRAVERSES
TRANSOM-MULLIONS
SPROSSEN



	A dm ² /m	P dm ² /m	L_m	I_x cm ⁴	W_x cm ³	ax mm	I_y cm ⁴	W_y cm ³	ay mm	X Y X 0
008.3113.XX	34.24	11.0	7.00/5.00	16.916	4.166	27.40	8.602	2.264	38.00	
008.3120.XX	36.86	13.6	7.00/5.00	26.891	6.830	28.63	16.299	3.663	44.50	



Icon	008.3113.XX	Icon	008.3120.XX
	068.7740.00		068.7852.00 + 068.7853.00
	068.8840.00		068.8841.00
	068.8730.00+(*) or 068.8740.00+(*) (*) 050.5153.--		068.8731.00+(*) or 068.8741.00+(*) (*) 050.5153.-- 2x
	068.8735.00 + 050.5153.--		068.8736.00 + 050.5153.-- (2x)
	068.8730.00+(*) or 068.8740.00+(*) (*) 068.5920.00		068.8731.00+(*) or 068.8741.00+(*) (*) 068.5920.00 (2x)
	068.8735.00 + 068.5920.00		068.8736.00 + 068.5920.00 (2x)
	068.8786.00		068.8787.00
	068.8883.00		068.8884.00
	060.8723.-- (2x) or 060.8725.00 (2x)		060.8723.-- (2x) or 060.8725.00 (2x)

	095.30PN.00 of-ou-or-oder 095.B500.00		095.30PN.00 of-ou-or-oder 095.B500.00
	097.O800.00 097.O900.00 097.P000.00 of-ou-or-oder 097.F800.00 of-ou-or-oder 097.0411.00		097.O800.00 097.P100.00 097.P200.00 of-ou-or-oder 097.F900.00 of-ou-or-oder 097.0411.00
	097.P800.00 097.O900.00 097.P000.00 of-ou-or-oder 097.F800.00 of-ou-or-oder 097.0410.00		097.P800.00 097.P100.00 097.P200.00 of-ou-or-oder 097.F900.00 of-ou-or-oder 097.0410.00
	097.P800.00 097.O900.00 097.P000.00 of-ou-or-oder 097.F800.00 of-ou-or-oder 097.0410.00		097.P800.00 097.P100.00 097.P200.00 of-ou-or-oder 097.F900.00 of-ou-or-oder 097.0410.00
	097.P800.00 097.O900.00 097.P000.00 of-ou-or-oder 097.F800.00 of-ou-or-oder 097.0410.00		097.P800.00 097.P100.00 097.P200.00 of-ou-or-oder 097.F900.00 of-ou-or-oder 097.0410.00
	097.0377.00		097.0378.00
	097.0462.00		097.0380.00
	---		---

Profielen
Profils
Profiles
Profile

34.C.026
02/2009

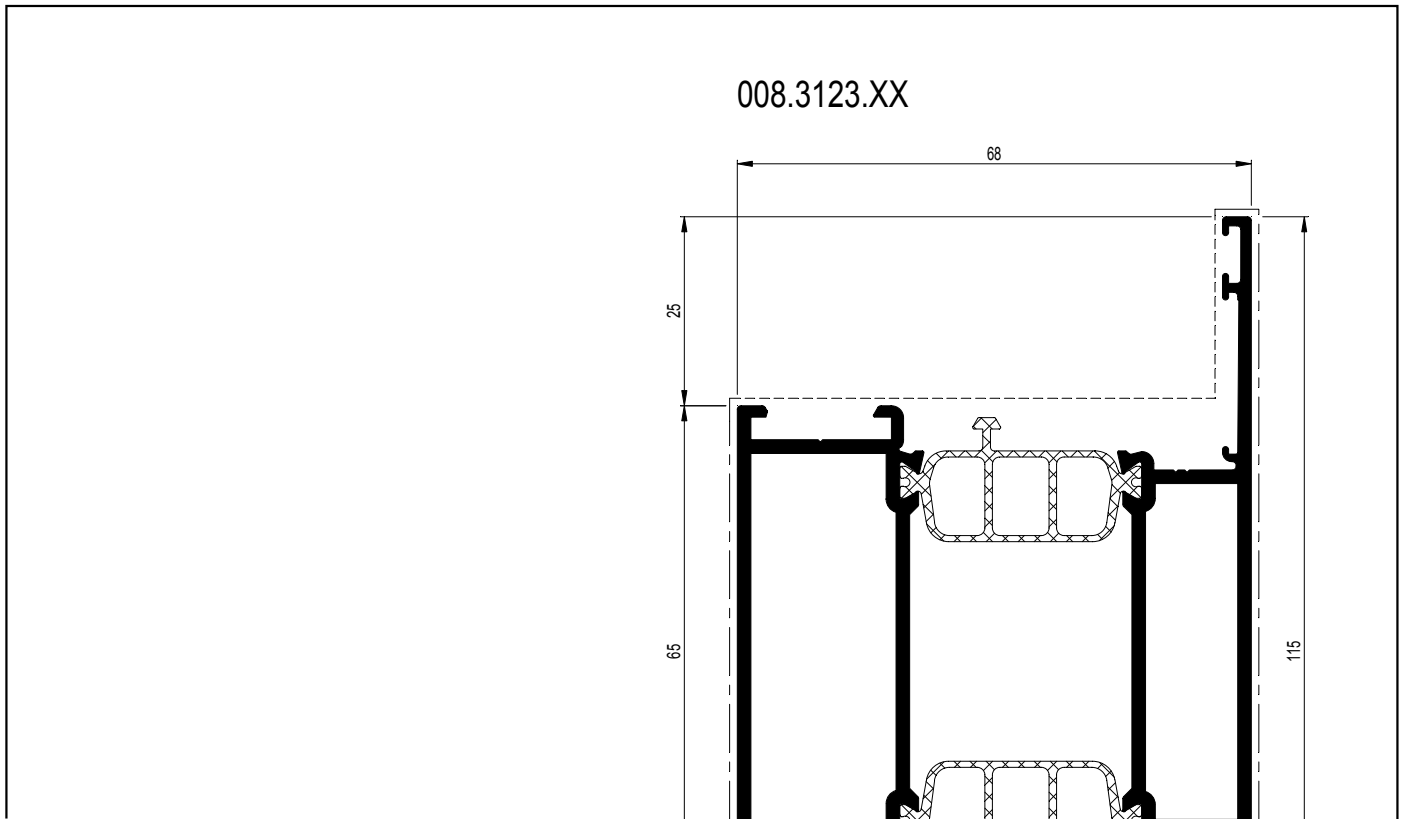
D0013856

CP 155 CP 155-LS

T-PROFIELEN
TRAVERSES
TRANSOM-MULLIONS
SPROSSEN



	$\frac{A}{dm^2/m}$	$\frac{P}{dm^2/m}$	L_m	$I_x \text{ cm}^4$	$W_x \text{ cm}^3$	$a_x \text{ mm}$	$I_y \text{ cm}^4$	$W_y \text{ cm}^3$	$a_y \text{ mm}$	
008.3123.XX	42.04	18.8	7.00	36.452	9.486	29.57	45.435	7.902	57.50	



	008.3123.XX	
	068.7743.00	095.30PN.00 of-ou-or-oder 095.B500.00
	068.8843.00	097.O800.00 097.P100.00 097.P200.00 of-ou-or-oder 097.F900.00 of-ou-or-oder 097.0411.00
	068.8733.00+(*) or 068.8743.00+(*) (*) 050.5153.-- 2x	097.P800.00 097.P100.00 097.P200.00 of-ou-or-oder 097.F900.00 of-ou-or-oder 097.0410.00
	068.8738.00 + 050.5153.-- (2x)	097.P800.00 097.P100.00 097.P200.00 of-ou-or-oder 097.F900.00 of-ou-or-oder 097.0410.00
	068.8733.00+(*) or 068.8743.00+(*) (*) 068.5920.00 (2x)	097.P800.00 097.P100.00 097.P200.00 of-ou-or-oder 097.F900.00 of-ou-or-oder 097.0410.00
	068.8738.00 + 068.5920.00 (2x)	097.P800.00 097.P100.00 097.P200.00 of-ou-or-oder 097.F900.00 of-ou-or-oder 097.0410.00
	060.8723.-- (2x) or 060.8725.00 (2x)	---

Profielen
Perfilés
Profiles
Profile

34.C.027
02/2009

D0075003

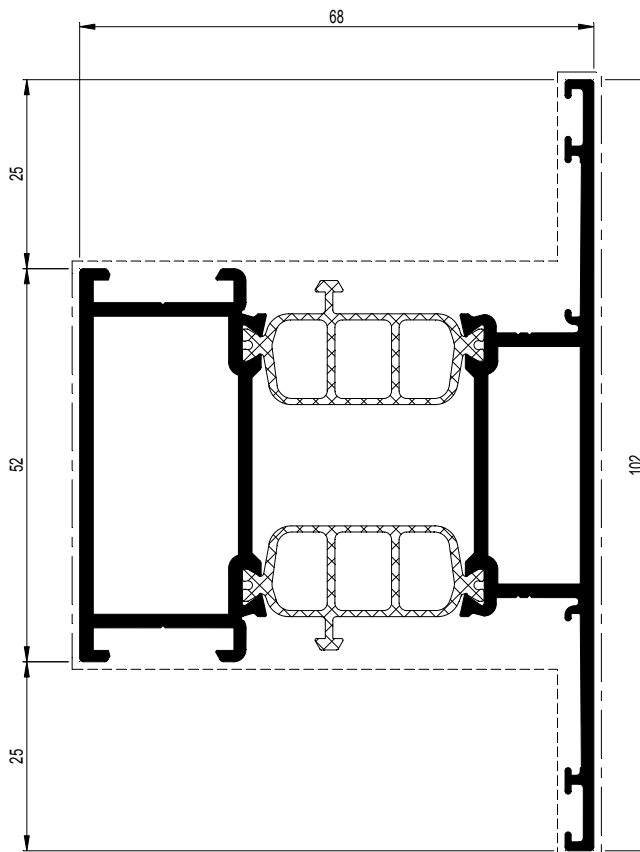
CP 155 CP 155-LS

T-PROFIELEN
TRAVERSES
TRANSOM-MULLIONS
SPROSSEN



	A dm ² /m	P dm ² /m	L_m	I_x cm ⁴	W_x cm ³	a_x mm	I_y cm ⁴	W_y cm ³	a_y mm	X Y X 0
008.3114.XX	39.44	16.2	7.00	31.671	8.154	29.16	28.302	5.549	51.00	

008.3114.XX



	008.3114.XX	
	068.7742.00	095.30PN.00 of-ou-or-oder 095.B500.00
	068.8842.00	097.O800.00 097.P100.00 097.P200.00 of-ou-or-oder 097.F900.00 of-ou-or-oder 097.0411.00
	068.8732.00+(*) or 068.8742.00+(*) (*) 050.5153.-- 2x	097.P800.00 097.P100.00 097.P200.00 of-ou-or-oder 097.F900.00 of-ou-or-oder 097.0410.00
	068.8737.00 + 050.5153.-- (2x)	097.P800.00 097.P100.00 097.P200.00 of-ou-or-oder 097.F900.00 of-ou-or-oder 097.0410.00
	068.8732.00+(*) or 068.8742.00+(*) (*) 068.5920.00 (2x)	097.P800.00 097.P100.00 097.P200.00 of-ou-or-oder 097.F900.00 of-ou-or-oder 097.0410.00
	068.8737.00 + 068.5920.00 (2x)	097.P800.00 097.P100.00 097.P200.00 of-ou-or-oder 097.F900.00 of-ou-or-oder 097.0410.00
	068.8788.00	097.0454.00
	068.8896.00	097.0461.00
	060.8723.-- (2x) or 060.8725.00 (2x)	---

Profielen
Profils
Profiles
Profile

34.C.028
02/2009

D0013857

CP 155 CP 155-LS

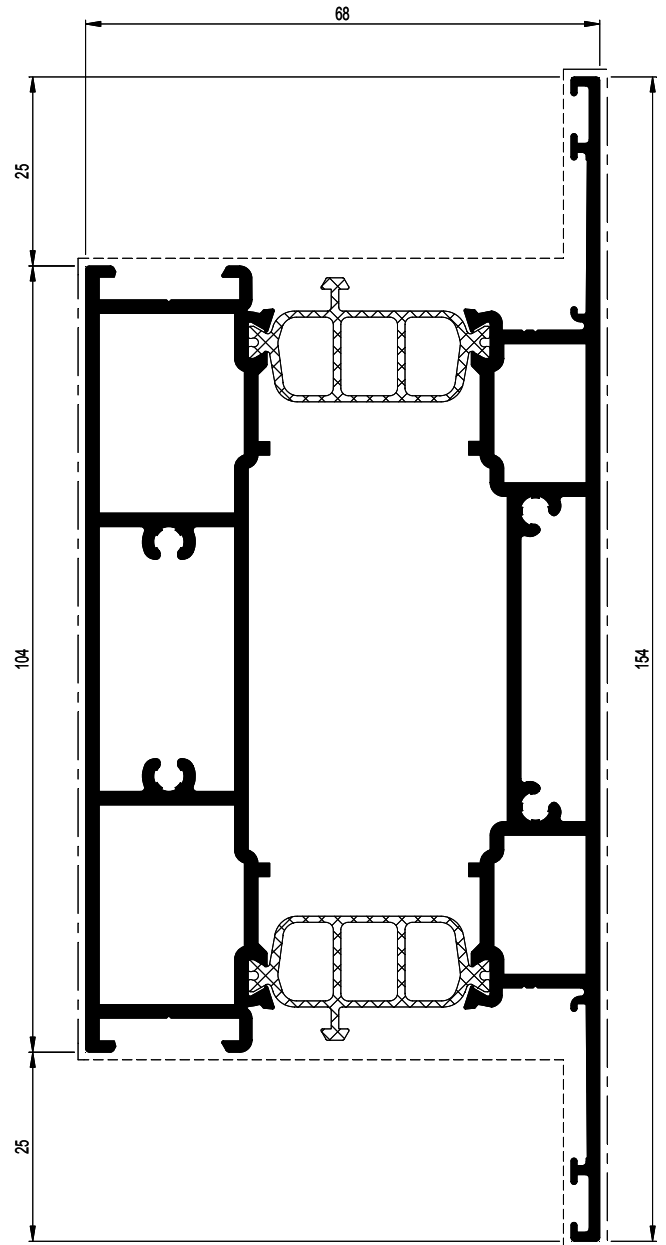
T-PROFIELEN
TRAVERSES
TRANSOM-MULLIONS
SPROSSEN



	$\frac{A}{dm^2/m}$	$\frac{P}{dm^2/m}$	$\leftarrow L_m \rightarrow$	$I_x \text{ cm}^4$	$W_x \text{ cm}^3$	$a_x \text{ mm}$	$I_y \text{ cm}^4$	$W_y \text{ cm}^3$	$a_y \text{ mm}$	X Y X 0
008.3824.XX	50.00	26.6	7.00	59.548	16.217	31.28	142.536	18.511	77.00	
OK8.3824.XX	50.00	26.3	1.15	59.548	16.217	31.28	142.536	18.511	77.00	

008.3824.XX L=7.00m

OK8.3824.XX L=1.15m





	008.3824.XX		OK8.3824.XX
	068.7852.00 (2x) + 068.7853.00 (2x)	---	068.7852.00 (2x) + 068.7853.00 (2x)
	068.8841.00 (2x)	097.O800.00 097.P100.00 097.P200.00 of-ou-or-oder 097.F900.00 of-ou-or-oder 097.0411.00	068.8841.00 (2x)
	052.5316.-- (4x)	---	052.5315.-- (4x)
	068.8734.00 + 050.5153.-- (2x)	097.P800.00 097.P100.00 097.P200.00 of-ou-or-oder 097.F900.00 of-ou-or-oder 097.0410.00	068.8734.00 + 050.5153.-- (2x)
	068.8739.00 + 050.5153.-- (2x)	097.P800.00 097.P100.00 097.P200.00 of-ou-or-oder 097.F900.00 of-ou-or-oder 097.0410.00	068.8739.00 + 050.5153.-- (2x)
	068.8734.-- + 068.5920.00 (2x)	097.P800.00 097.P100.00 097.P200.00 of-ou-or-oder 097.F900.00 of-ou-or-oder 097.0410.00	068.8734.-- + 068.5920.00 (2x)
	068.8739.00 + 068.5920.00 (2x)	097.P800.00 097.P100.00 097.P200.00 of-ou-or-oder 097.F900.00 of-ou-or-oder 097.0410.00	068.8739.00 + 068.5920.00 (2x)
	068.8787.00 (2x)	---	068.8787.00 (2x)
	068.8884.00 (2x)	---	068.8884.00 (2x)
	060.8723.-- (2x) or 060.8725.00 (2x)	---	060.8723.-- (2x) or 060.8725.00 (2x)

Profielen
Profils
Profiles
Profile

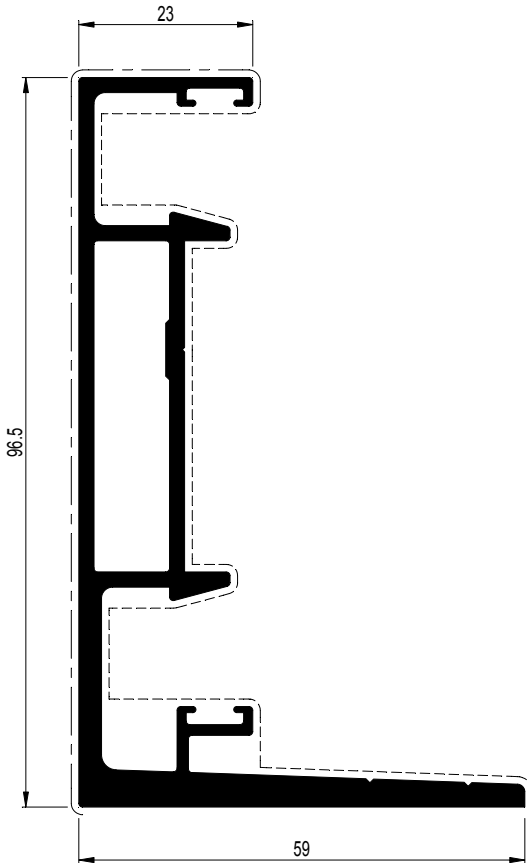
CP 155

WISSELPROFIEL
CHICANE
MEETING SECTION
WECHSELPROFIL



	A dm ² /m	P dm ² /m	L_m	I_x cm ⁴	W_x cm ³	ax mm	I_y cm ⁴	W_y cm ³	ay mm	
006.1346.XX	45.10	12.3	6.00	73.951	11.952	34.63	14.650	3.267	14.16	


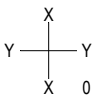
006.1346.XX



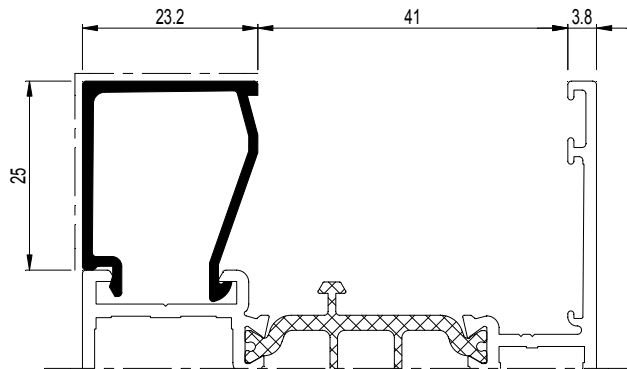
CP 155 CP 155-LS

GLASLATTEN
PARCLOSÉS
GLAZING BEADS
GLASLEISTEN

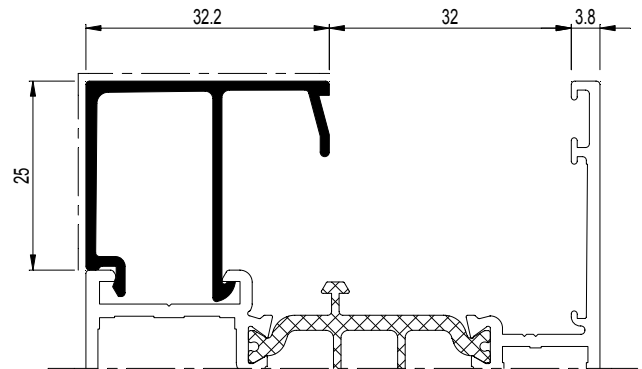


	$\frac{A}{dm^2/m}$	$\frac{P}{dm^2/m}$	$\leftarrow L_m \rightarrow$	$I_x \text{ cm}^4$	$W_x \text{ cm}^3$	ax mm	$I_y \text{ cm}^4$	$W_y \text{ cm}^3$	ay mm	
005.0276.XX	16.30	4.3	7.00	1.002	0.585	17.12	0.817	0.673	11.05	
030.3611.XX	16.93	4.9	7.00	0.875	0.690	12.67	1.076	0.609	17.69	
030.3612.XX	18.97	5.2	7.00	0.995	0.670	14.85	1.148	0.620	18.53	
030.3613.XX	19.57	5.5	7.00	1.192	0.696	17.13	1.184	0.629	18.81	
030.3614.XX	20.17	5.8	7.00	1.431	0.739	19.37	1.217	0.638	19.07	
030.3615.XX	20.86	6.1	7.00	1.750	0.821	21.31	1.252	0.647	19.35	

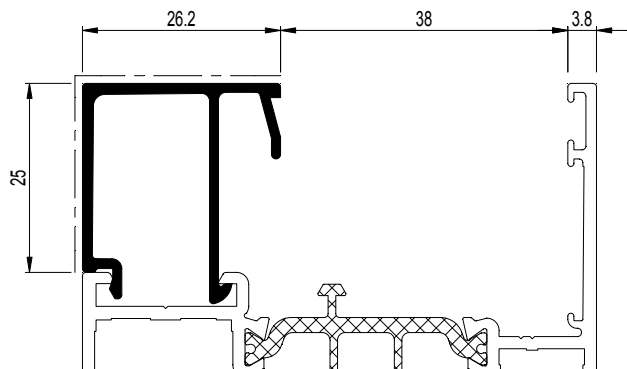
030.3611.XX



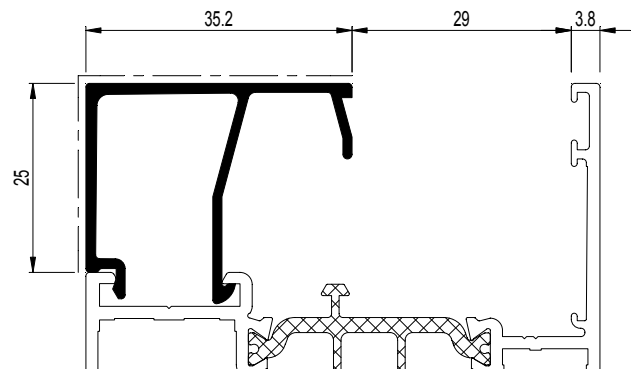
030.3614.XX



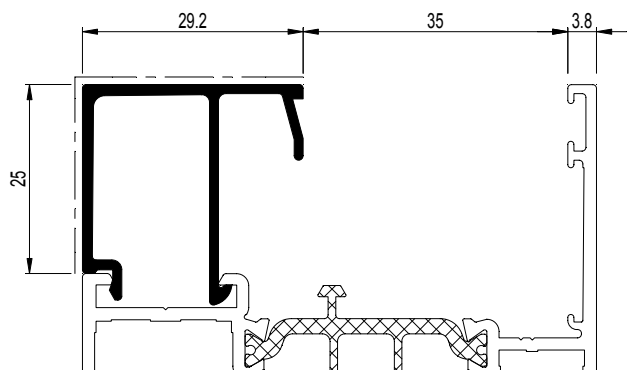
030.3612.XX



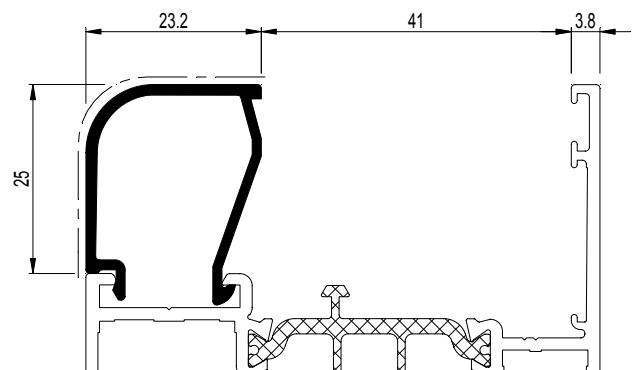
030.3615.XX



030.3613.XX




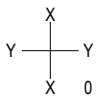
005.0276.XX



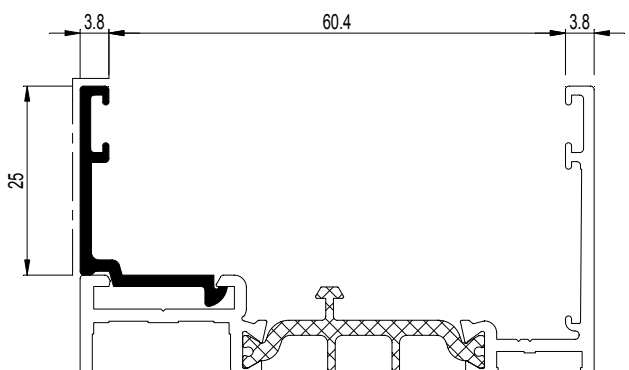
CP 155 CP 155-LS

GLASLATTEN
PARCLOSÉS
GLAZING BEADS
GLASLEISTEN

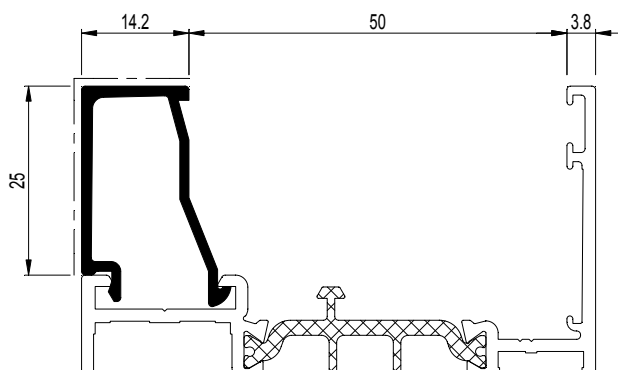


	$\frac{A}{dm^2/m}$	$\frac{P}{dm^2/m}$	L_m	$I_x \text{ cm}^4$	$W_x \text{ cm}^3$	$a_x \text{ mm}$	$I_y \text{ cm}^4$	$W_y \text{ cm}^3$	$a_y \text{ mm}$	
030.3200.XX	10.77	2.9	7.00	0.632	0.362	11.70	0.273	0.191	5.17	
030.3606.XX	12.37	3.4	7.00	0.277	0.198	13.99	0.919	0.612	14.14	
030.3607.XX	15.11	3.7	7.00	0.333	0.255	13.08	0.895	0.581	15.39	
030.3608.XX	15.10	4.0	7.00	0.431	0.354	12.15	0.914	0.560	16.34	
030.3609.XX	15.56	4.3	7.00	0.544	0.483	11.26	0.967	0.572	16.89	
030.3610.XX	16.19	4.6	7.00	0.691	0.646	10.70	1.022	0.590	17.32	

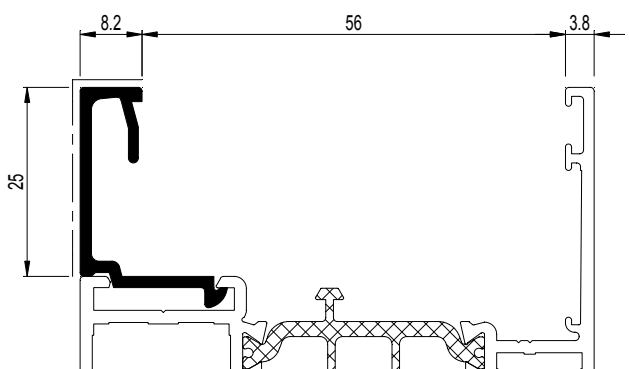
030.3200.XX



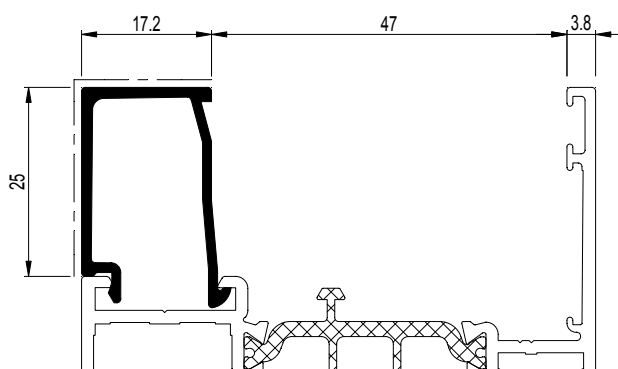
030.3608.XX



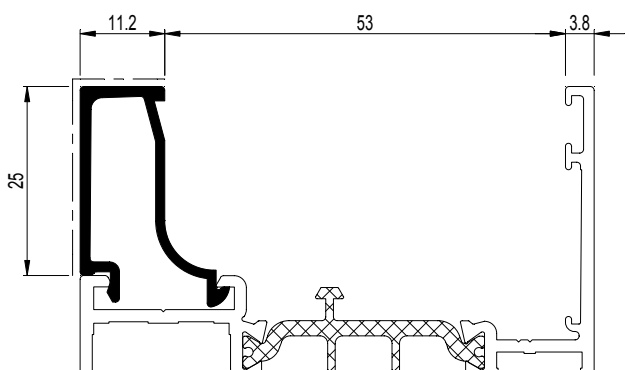
030.3606.XX



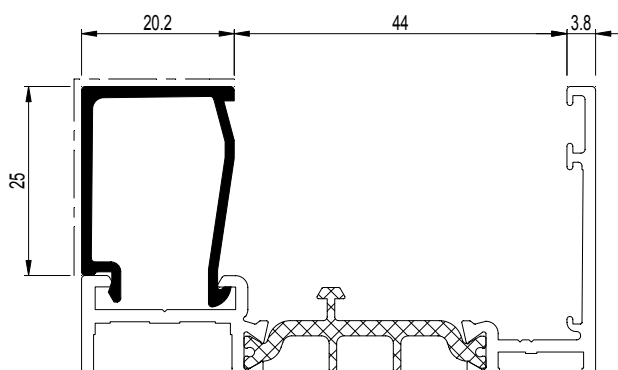
030.3609.XX



030.3607.XX



030.3610.XX



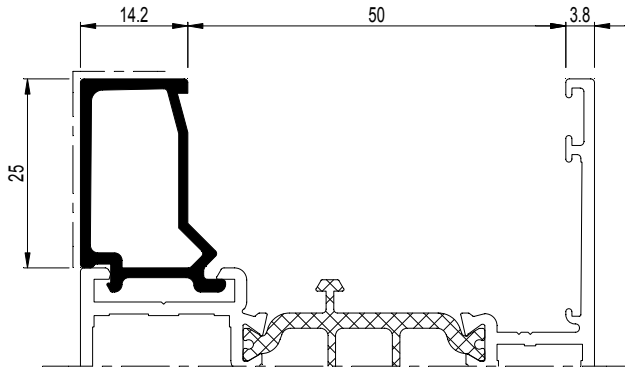
CP 155 CP 155-LS

INBRAAKWEREND
PROTECTION ANTI-VOL
BURGLAR PROTECTION
EINBRUCHHEMMEND

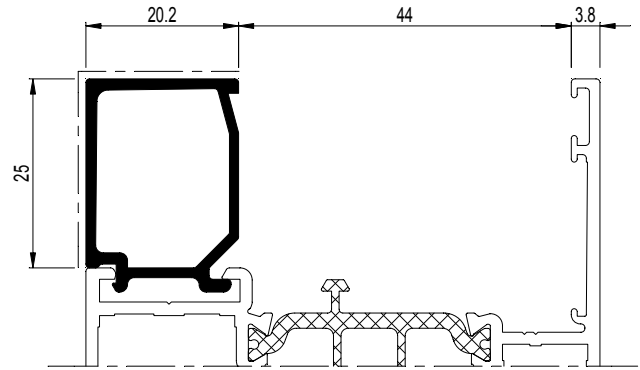


	$\frac{A}{dm^2/m}$	$\frac{P}{dm^2/m}$	$\leftarrow L_m \rightarrow$	$I_x \text{ cm}^4$	$W_x \text{ cm}^3$	$a_x \text{ mm}$	$I_y \text{ cm}^4$	$W_y \text{ cm}^3$	$a_y \text{ mm}$	
030.3648.XX	9.83	4.0	7.00	0.447	0.398	11.23	1.148	0.780	13.48	
030.3649.XX	9.94	4.3	7.00	0.548	0.520	10.55	1.211	0.857	14.13	
030.3650.XX	10.37	4.6	7.00	0.736	0.703	10.47	1.297	0.898	14.44	

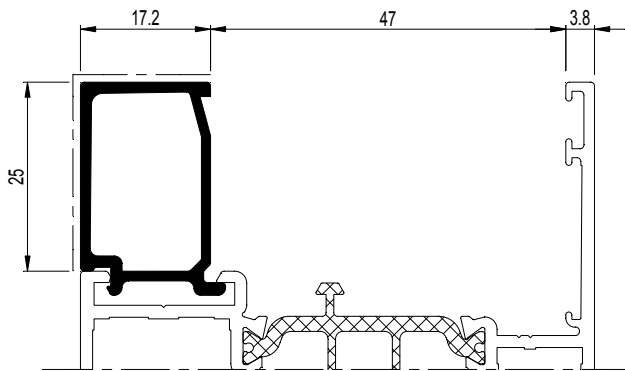
030.3648.XX



030.3650.XX



030.3649.XX



<ul style="list-style-type: none"> 030.3644.XX 030.3645.XX 030.3646.XX 030.3647.XX 030.3648.XX 030.3649.XX 030.3650.XX 	<p>A = min. 7mm</p>	
<ul style="list-style-type: none"> 030.3200.XX 030.3608.XX 030.3609.XX 030.3610.XX 030.3611.XX 030.3612.XX 030.3613.XX 030.3614.XX 030.3615.XX 030.3606.XX 030.3607.XX 005.0276.XX 	<p>A = min. 3mm</p>	


CP 155 CP 155-LS

INBRAAKWEREND
PROTECTION ANTI-VOL
BURGLAR PROTECTION
EINBRUCHHEMMEND

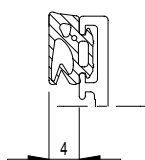


	A dm ² /m	P dm ² /m	L_m	I_x cm ⁴	W_x cm ³	a_x mm	I_y cm ⁴	W_y cm ³	a_y mm	X Y 0
030.3644.XX	10.24	2.8	7.00	0.291	0.213	13.64	0.560	0.299	9.46	
030.3645.XX	10.80	3.1	7.00	0.293	0.213	13.79	0.737	0.423	10.79	
030.3646.XX	13.06	3.4	7.00	0.296	0.219	13.52	0.957	0.618	12.72	
030.3647.XX	9.74	3.7	7.00	0.376	0.315	11.94	1.072	0.699	12.86	

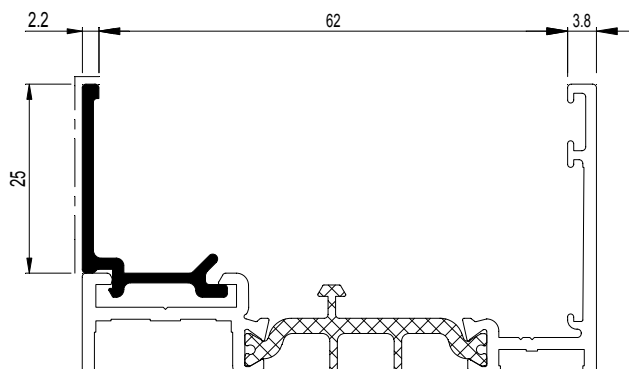
080.9103.SY



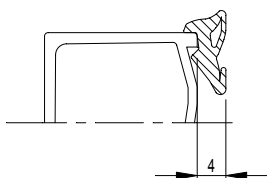
080.9114.SY



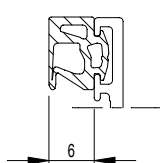
030.3644.XX



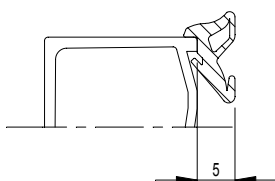
080.8904.SY



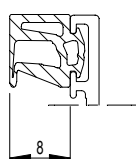
080.9116.04



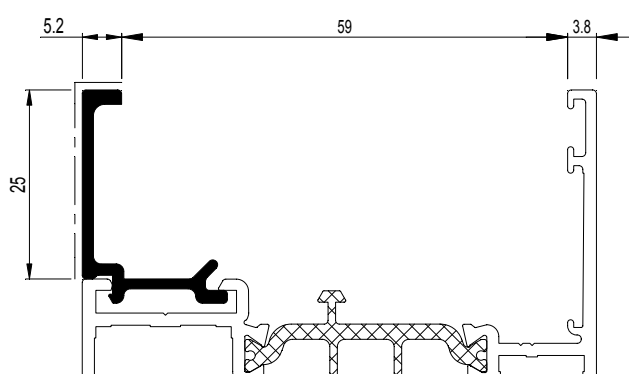
080.9105.SY



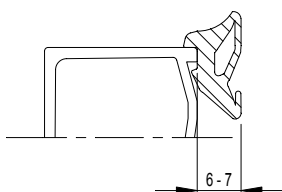
080.9118.04



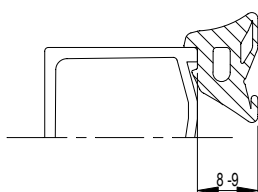
030.3645.XX



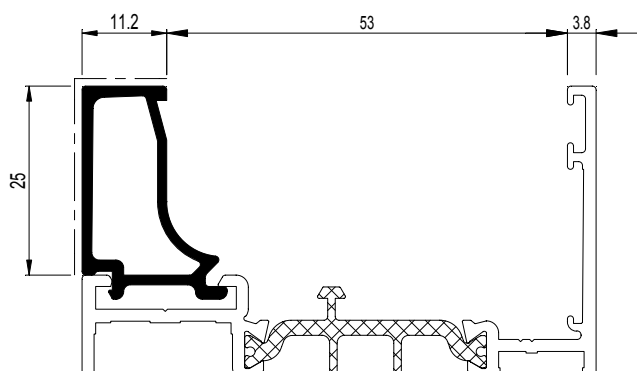
080.9106.SY



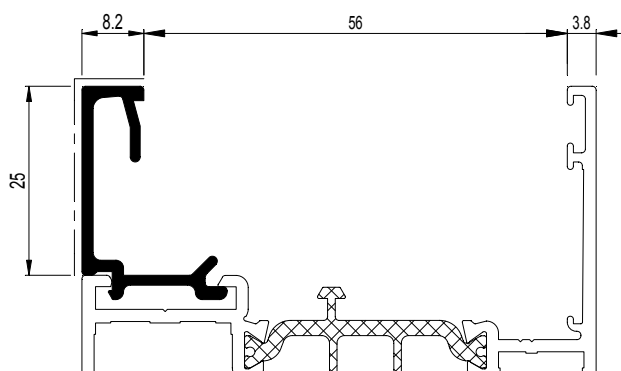
080.9108.04



030.3647.XX

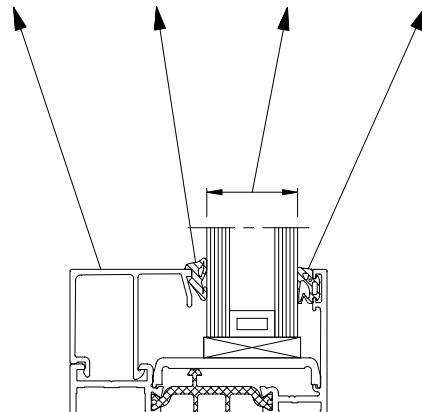
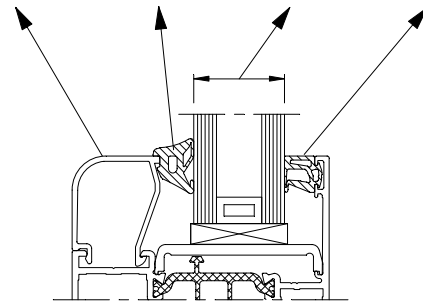


030.3646.XX

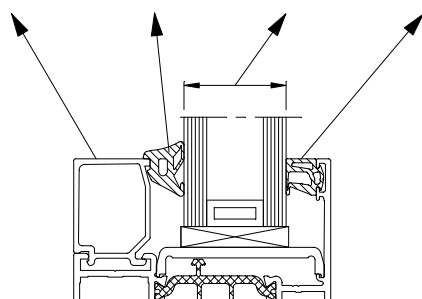


Glaslat Parclose Glazing bead Glasleiste	Beglazingsrubber binnen Joint de vitrage intérieur Glazing gasket inside Verglasungsdichtung innen	Glasdikte Epaisseur de vitrage Glazing thickness Glasdicke	Beglazingsrubber buiten Joint de vitrage extérieur Glazing gasket outside Verglasungsdichtung außen
030.3615.XX	080.9108.04	13	080.9118.04
030.3615.XX	080.9106.SY	14	080.9118.04
030.3615.XX	080.9108.04	15	080.9116.04
030.3615.XX	080.9106.SY	16	080.9116.04
030.3615.XX	080.9108.04	17	080.9114.SY
030.3615.XX	080.9106.SY	18	080.9114.SY
030.3615.XX	080.9106.SY	19	080.9114.SY
030.3615.XX	080.9105.SY	20	080.9114.SY
030.3615.XX	080.8904.SY	21	080.9114.SY
030.3614.XX	080.9106.SY	22	080.9114.SY
030.3614.XX	080.9105.SY	23	080.9114.SY
030.3614.XX	080.8904.SY	24	080.9114.SY
030.3613.XX	080.9106.SY	25	080.9114.SY
030.3613.XX	080.9105.SY	26	080.9114.SY
030.3613.XX	080.8904.SY	27	080.9114.SY
030.3612.XX	080.9106.SY	28	080.9114.SY
030.3612.XX	080.9105.SY	29	080.9114.SY
030.3612.XX	080.8904.SY	30	080.9114.SY
030.3611.XX	080.9106.SY	31	080.9114.SY
030.3611.XX	080.9105.SY	32	080.9114.SY
030.3611.XX	080.8904.SY	33	080.9114.SY
030.3610.XX	080.9106.SY	34	080.9114.SY
030.3610.XX	080.9105.SY	35	080.9114.SY
030.3610.XX	080.8904.SY	36	080.9114.SY
030.3609.XX	080.9106.SY	37	080.9114.SY
030.3609.XX	080.9105.SY	38	080.9114.SY
030.3609.XX	080.8904.SY	39	080.9114.SY
030.3608.XX	080.9106.SY	40	080.9114.SY
030.3608.XX	080.9105.SY	41	080.9114.SY
030.3608.XX	080.8904.SY	42	080.9114.SY
030.3607.XX	080.9106.SY	43	080.9114.SY
030.3607.XX	080.9105.SY	44	080.9114.SY
030.3607.XX	080.8904.SY	45	080.9114.SY
030.3606.XX	080.9106.SY	46	080.9114.SY
030.3606.XX	080.9105.SY	47	080.9114.SY
030.3606.XX	080.8904.SY	48	080.9114.SY
030.3200.XX	080.9108.04	49	080.9114.SY
030.3200.XX	080.9108.04	50	080.9114.SY
030.3200.XX	080.9106.SY	51	080.9114.SY
030.3200.XX	080.9105.SY	52	080.9114.SY

Glaslat Parclose Glazing bead Glasleiste	Beglazingsrubber binnen Joint de vitrage intérieur Glazing gasket inside Verglasungsdichtung innen	Glasdikte Epaisseur de vitrage Glazing thickness Glasdicke	Beglazingsrubber buiten Joint de vitrage extérieur Glazing gasket outside Verglasungsdichtung außen
005.0276.XX	080.9108.04	24	080.9118.04
005.0276.XX	080.9108.04	25	080.9118.04
005.0276.XX	080.9108.04	26	080.9116.04
005.0276.XX	080.9108.04	27	080.9116.04
005.0276.XX	080.9108.04	28	080.9114.SY
005.0276.XX	080.9108.04	29	080.9114.SY
005.0276.XX	080.9106.SY	30	080.9114.SY
005.0276.XX	080.9106.SY	31	080.9114.SY
005.0276.XX	080.9105.SY	32	080.9114.SY
005.0276.XX	080.8904.SY	33	080.9114.SY
005.0276.XX	080.9103.SY	34	080.9114.SY




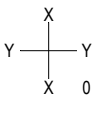
Glaslat Parcose Glazing bead Glasleiste	Beglazingsrubber binnen Joint de vitrage intérieur Glazing gasket inside Verglasungsdichtung innen	Glasdikte Epaisseur de vitrage Glazing thickness Glasdicke	Beglazingsrubber buiten Joint de vitrage extérieur Glazing gasket outside Verglasungsdichtung außen
030.3650.XX	080.9108.04	27	080.9118.04
030.3650.XX	080.9108.04	28	080.9118.04
030.3650.XX	080.9106.SY	29	080.9118.04
030.3650.XX	080.9108.04	30	080.9116.04
030.3650.XX	080.9108.04	31	080.9116.04
030.3650.XX	080.9108.04	32	080.9114.SY
030.3650.XX	080.9106.SY	33	080.9114.SY
030.3649.XX	080.9108.04	34	080.9116.04
030.3649.XX	080.9108.04	35	080.9114.SY
030.3649.XX	080.9106.SY	36	080.9114.SY
030.3648.XX	080.9108.04	37	080.9114.SY
030.3648.XX	080.9108.04	38	080.9114.SY
030.3647.XX	080.9108.04	39	080.9114.SY
030.3647.XX	080.9108.04	40	080.9114.SY
030.3647.XX	080.9108.04	41	080.9114.SY
030.3647.XX	080.9106.SY	42	080.9114.SY
030.3646.XX	080.9108.04	43	080.9114.SY
030.3646.XX	080.9108.04	44	080.9114.SY
030.3646.XX	080.9106.SY	45	080.9114.SY
030.3645.XX	080.9108.04	46	080.9114.SY
030.3645.XX	080.9108.04	47	080.9114.SY
030.3645.XX	080.9106.SY	48	080.9114.SY
030.3644.XX	080.9108.04	49	080.9114.SY
030.3644.XX	080.9108.04	50	080.9114.SY
030.3644.XX	080.9106.SY	51	080.9114.SY



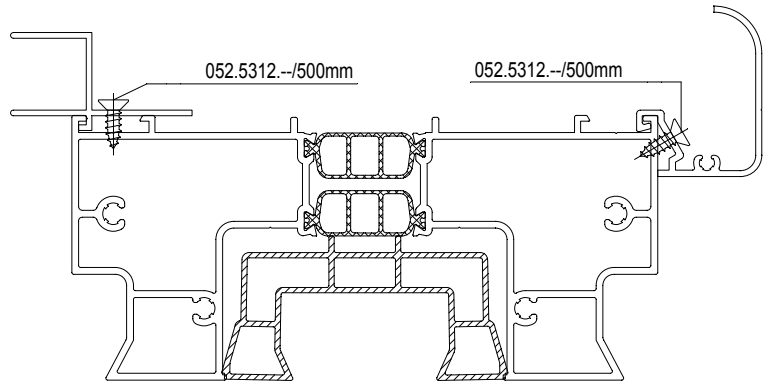
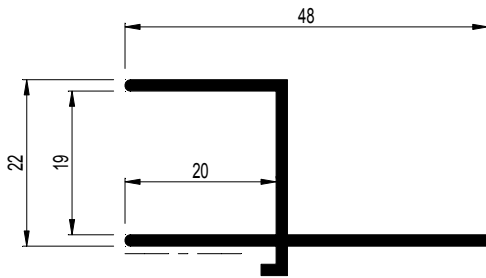
CP 155 CP 155-LS

ROLLUIKGELEIDERS
GUIDES A VOLET
SHUTTER GUIDES
ROLLADENFUEHRUNGEN

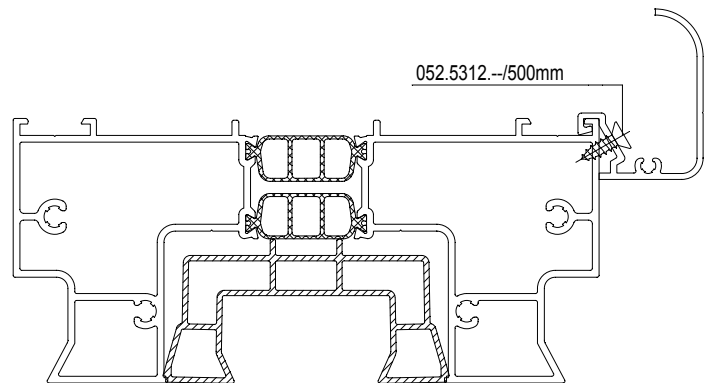
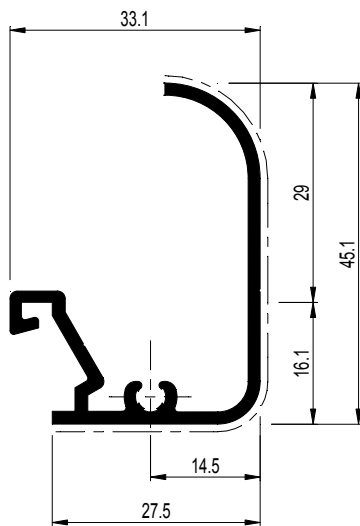


	$\frac{A}{dm^2/m}$	$\frac{P}{dm^2/m}$	$\leftarrow L_m \rightarrow$	$I_x \text{ cm}^4$	$W_x \text{ cm}^3$	$a_x \text{ mm}$	$I_y \text{ cm}^4$	$W_y \text{ cm}^3$	$a_y \text{ mm}$	
004.3130.XX	19.05	1.6	6.00	1.141	0.774	27.84	1.881	0.675	11.18	
004.3843.XX	23.68	8.0	6.00	4.009	1.264	10.47	1.621	0.952	15.29	
030.1143.XX	22.89	7.8	6.00	3.495	1.143	14.53	2.214	1.076	20.57	

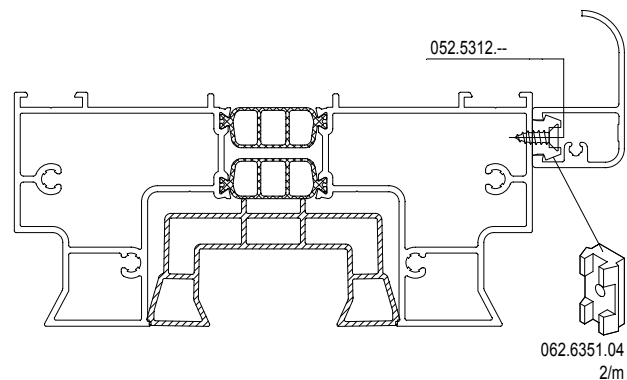
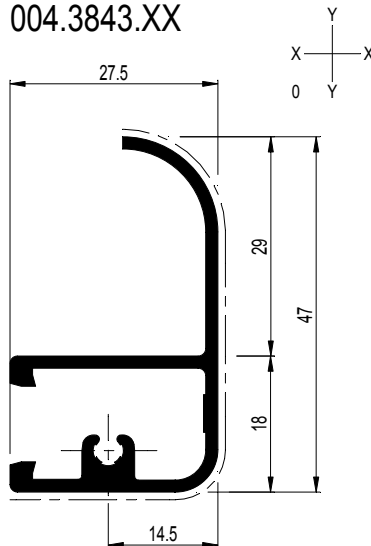
004.3130.XX



030.1143.XX



004.3843.XX



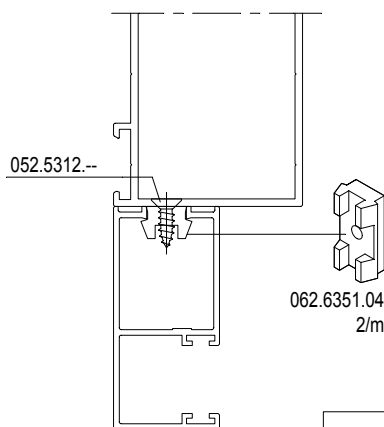
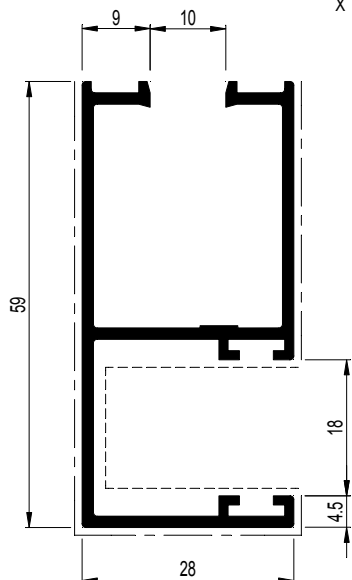
CP 155 CP 155-LS

ROLLUIKGELEIDERS
GUIDES A VOLET
SHUTTER GUIDES
ROLLADENFUEHRUNGEN



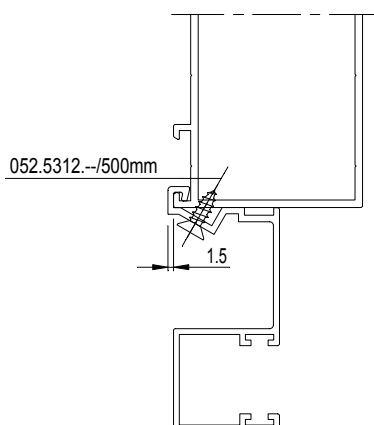
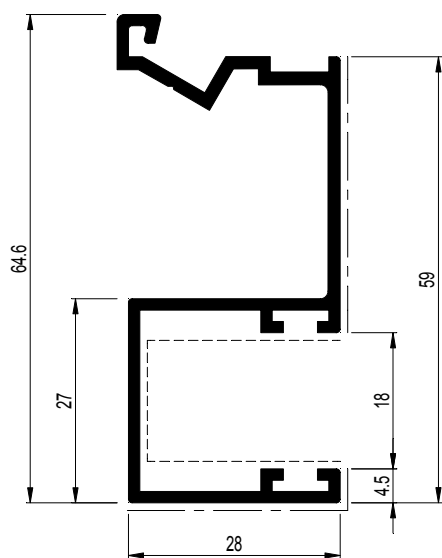
	A dm ² /m	P dm ² /m	L_m	I_x cm ⁴	W_x cm ³	a_x mm	I_y cm ⁴	W_y cm ³	a_y mm	
004.3167.XX	35.96	12.8	6.00	9.873	3.327	28.51	3.238	2.151	12.95	
030.1142.XX	35.19	7.0	6.00	13.153	3.911	31.19	3.015	1.909	15.79	

004.3167.XX



081.9092.04	081.9092.04	10mm
081.9092.04	081.9091.04	12mm
081.9091.04	081.9091.04	14mm
081.9091.04	-	16mm

030.1142.XX

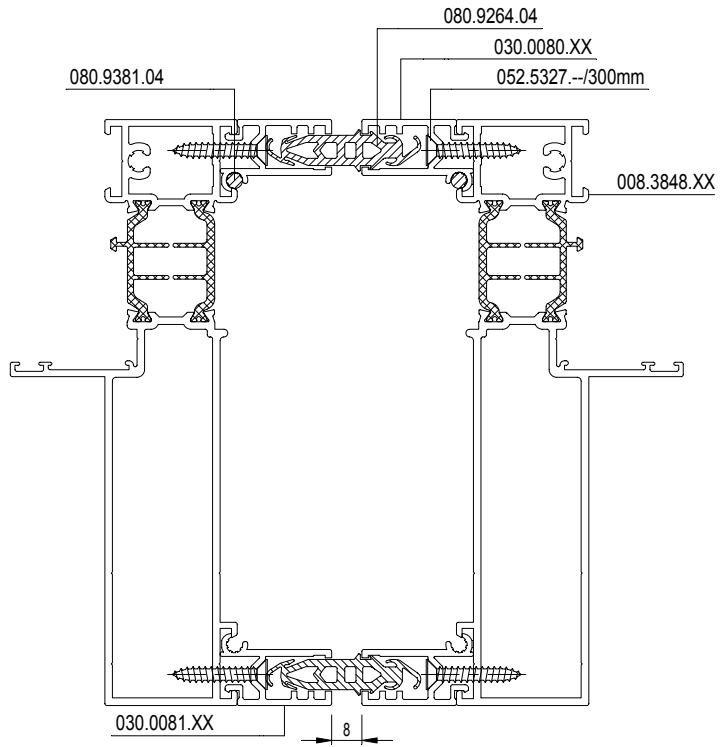
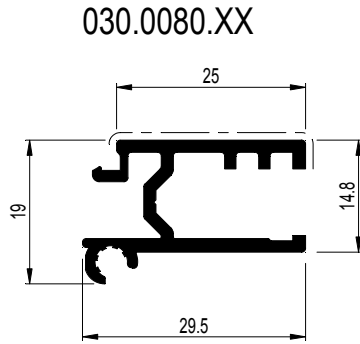


CP 155 CP 155-LS

DILATATIEPROFIEL
PROFIE DE DILATATION
EXPANSION PROFILE
AUSDEHNUNGSPROFIL



	$\frac{A}{dm^2/m}$	$\frac{P}{dm^2/m}$	L_m	$I_x \text{ cm}^4$	$W_x \text{ cm}^3$	$ax \text{ mm}$	$I_y \text{ cm}^4$	$W_y \text{ cm}^3$	$ay \text{ mm}$	Y X 0 Y
030.0080.XX	18.20	2.9	7.00	0.522	0.470	11.12	0.979	0.633	14.05	X 0 Y



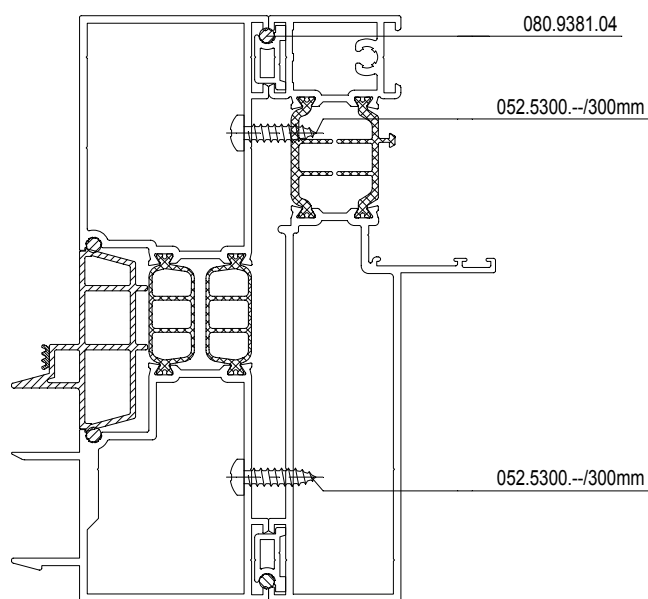
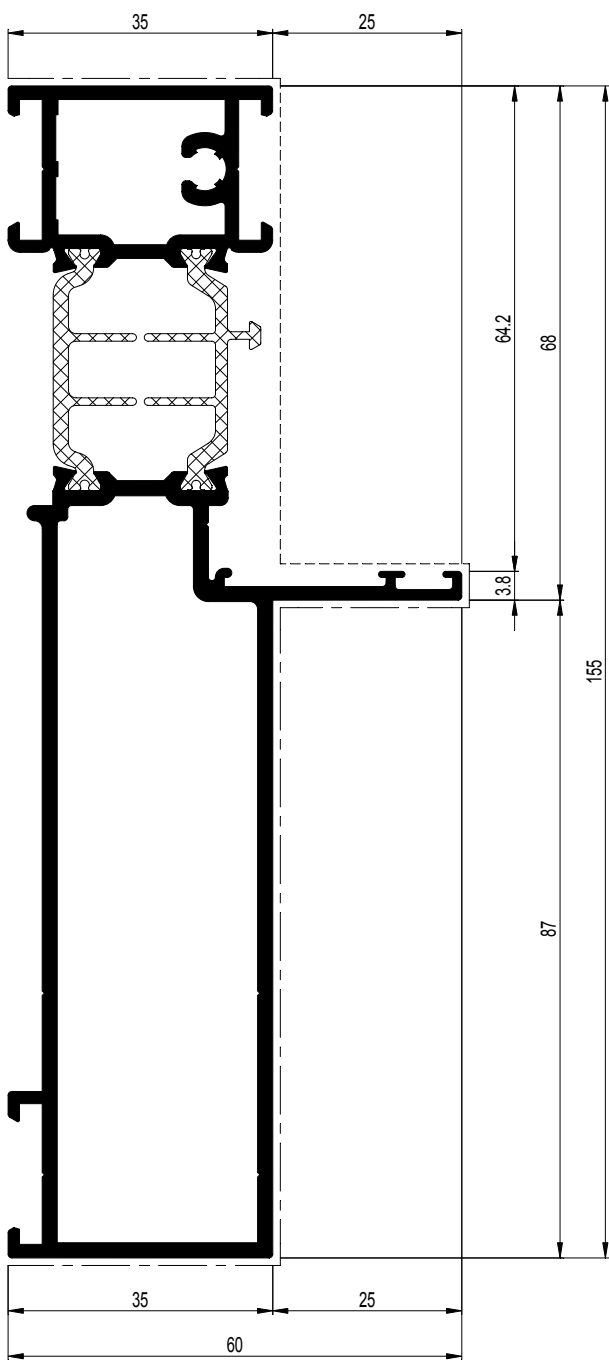
CP 155 CP 155-LS

KOPPELPROFIEL
PROFIE DE RACCORDEMENT
CONNECTION PROFILE
KUPPLUNGSPROFIL



	A dm ² /m	P dm ² /m	L_m	I_x cm ⁴	W_x cm ³	a_x mm	I_y cm ⁴	W_y cm ³	a_y mm	Y X 0 Y
008.3848.XX	49.15	18.7	7.00	163.672	20.376	80.33	16.564	4.166	20.24	

008.3848.XX



	008.3848.XX	
	068.7633.00	--
	060.8723.-- (or) 060.8725.00	--

Profielen
Profils
Profiles
Profile

34.C.040
02/2009

D0075000

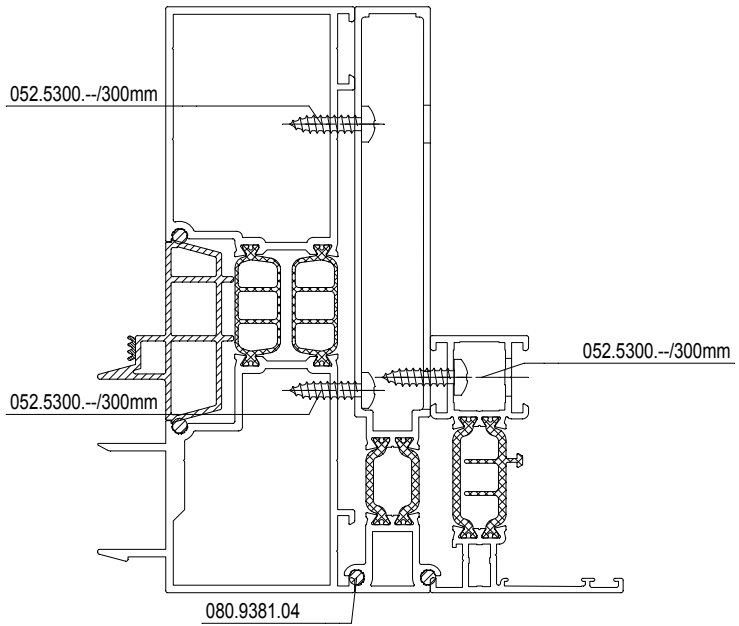
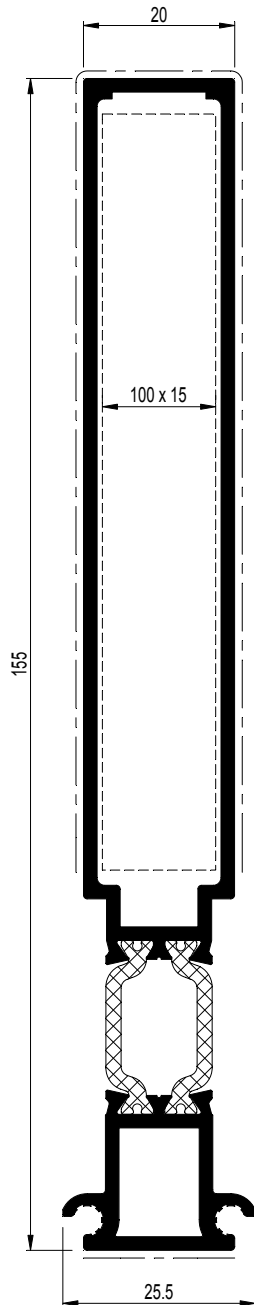
CP 155 CP 155-LS

HULPPROFIELEN
PROFILES DE RACCORDEMENT
ADDITIONAL PROFILES
ZUSATZPROFILE

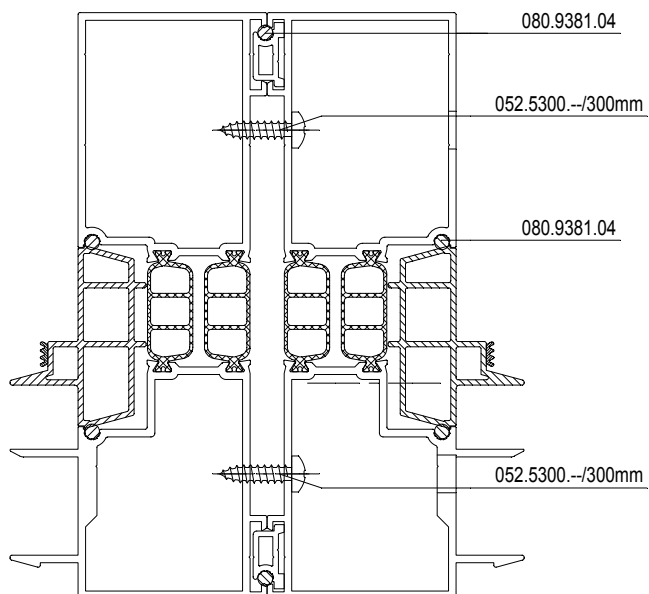
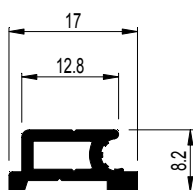


	$\frac{A}{dm^2/m}$	$\frac{P}{dm^2/m}$	$\leftarrow L_m \rightarrow$	$I_x \text{ cm}^4$	$W_x \text{ cm}^3$	$a_x \text{ mm}$	$I_y \text{ cm}^4$	$W_y \text{ cm}^3$	$a_y \text{ mm}$	
006.0371.XX	36.54	23.6	7.00	120.097	15.082	75.37	4.145	3.255	12.73	X Y
030.0138.00	-	-	7.00	0.043	0.102	4.01	0.150	0.174	8.39	0 Y

006.0371.XX




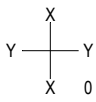
030.0138.00



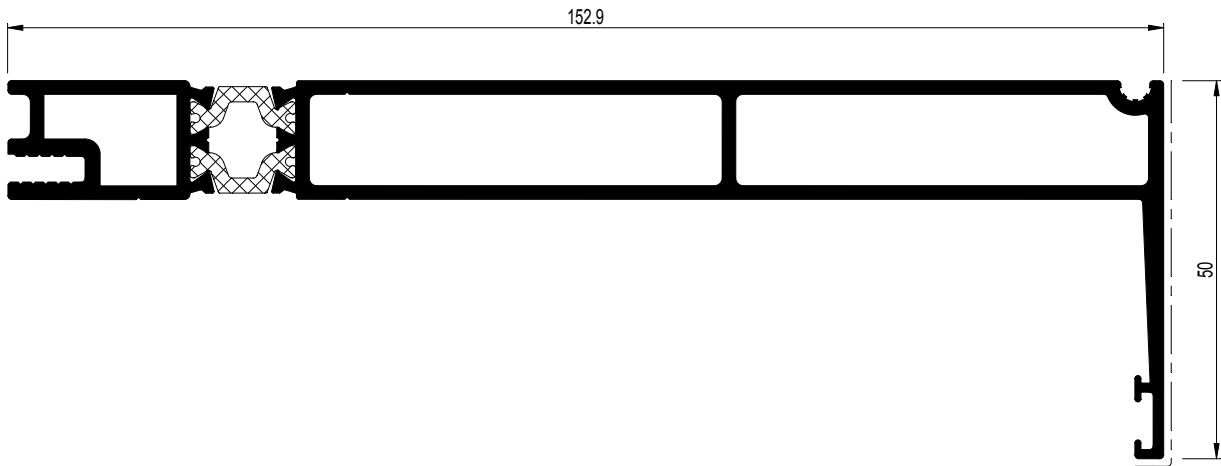
CP 155 CP 155-LS

HULPPROFIELEN
PROFILES DE RACCORDEMENT
ADDITIONAL PROFILES
ZUSATZPROFILE

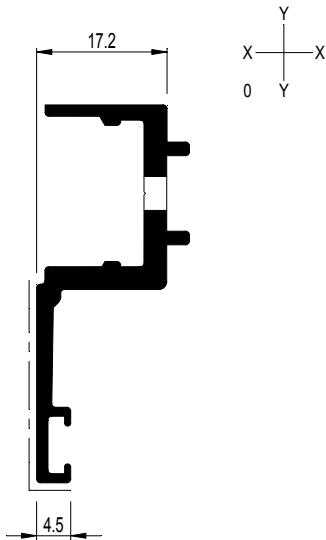


	A dm ² /m	P dm ² /m	L_m	I_x cm ⁴	W_x cm ³	a_x mm	I_y cm ⁴	W_y cm ³	a_y mm	
006.0370.XX	45.15	5.3	7.00	147.133	18.107	71.65	5.660	1.431	39.55	
009.1886.XX	18.47	3.1	7.00	0.884	0.812	9.31	3.914	1.307	20.07	
043.1028.XX	9.59	2.3	6.00	-	-	-	-	-	-	

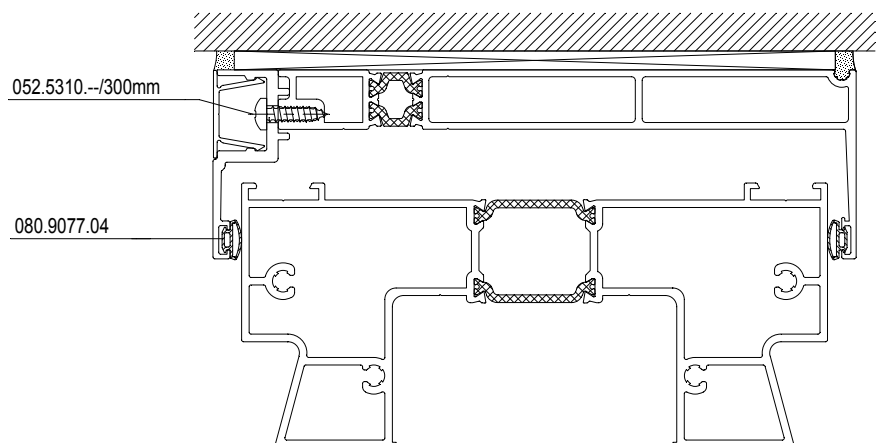
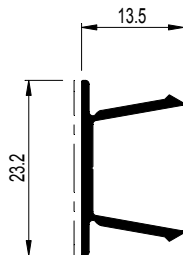
006.0370.XX



009.1886.XX




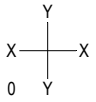
043.1028.XX



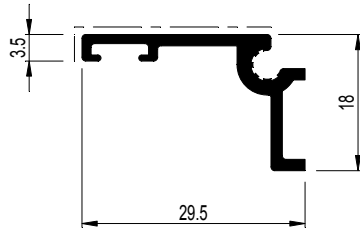
CP 155 CP 155-LS

HULPPROFIELEN
PROFILES DE RACCORDEMENT
ADDITIONAL PROFILES
ZUSATZPROFILE

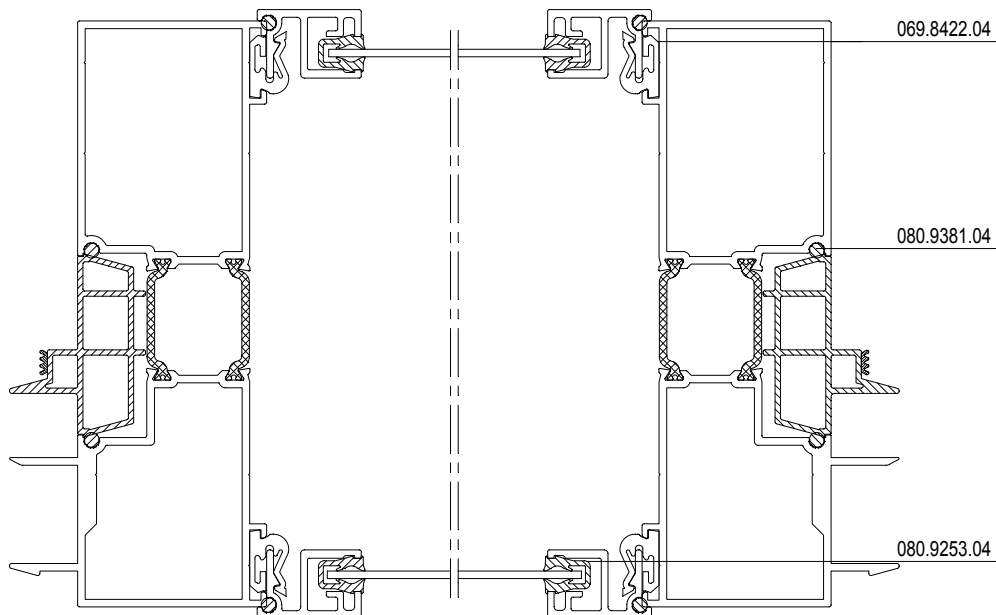
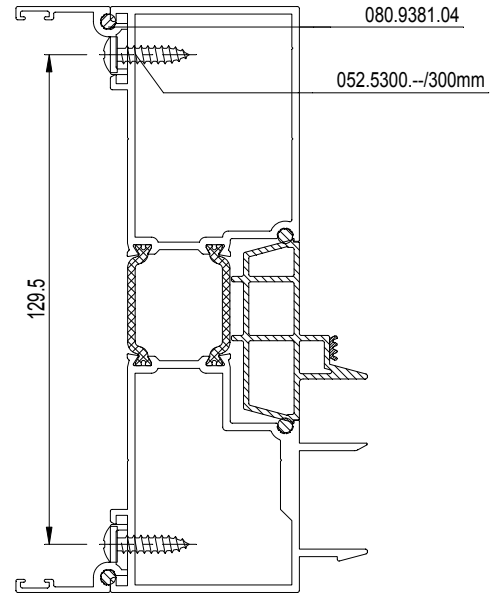
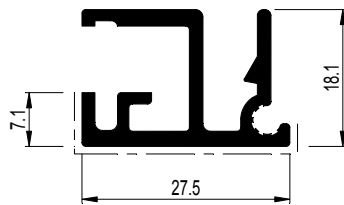


	$\frac{A}{dm^2/m}$	$\frac{P}{dm^2/m}$	L_m	$I_x \text{ cm}^4$	$W_x \text{ cm}^3$	$a_x \text{ mm}$	$I_y \text{ cm}^4$	$W_y \text{ cm}^3$	$a_y \text{ mm}$	
030.3370.XX	11.80	2.4	7.00	0.253	0.197	5.14	0.640	0.342	18.69	X Y
030.3890.XX	18.33	2.8	7.00	0.682	0.648	7.58	1.066	0.765	13.93	0 Y

030.3370.XX



030.3890.XX



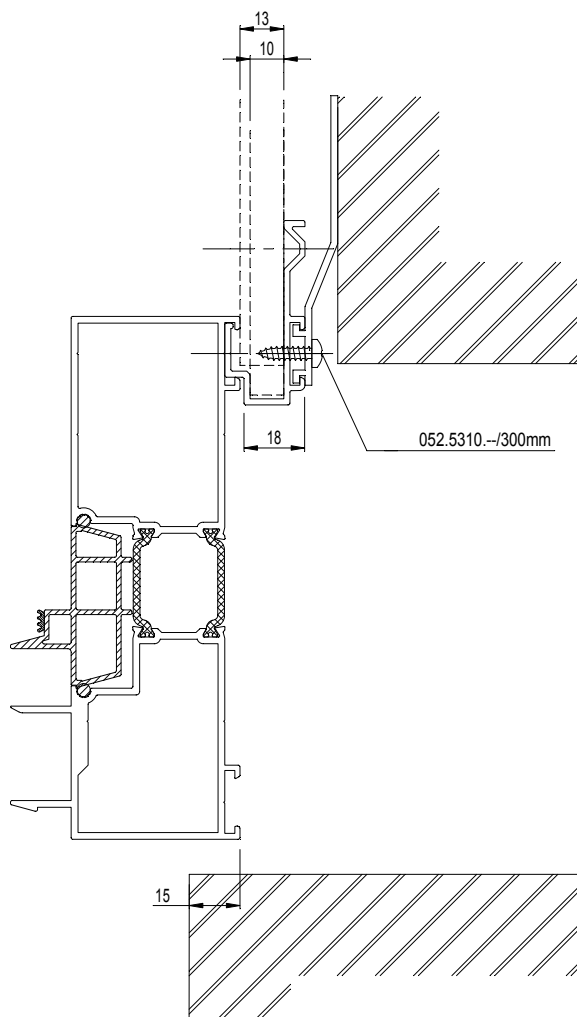
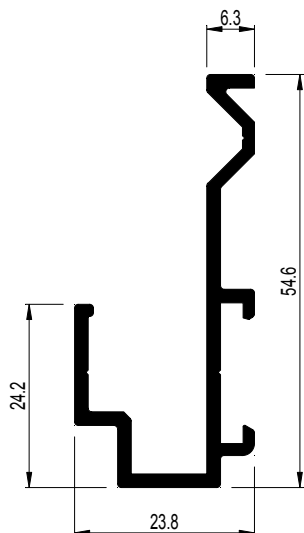
CP 155 CP 155-LS

HULPPROFIELEN
PROFILES DE RACCORDEMENT
ADDITIONAL PROFILES
ZUSATZPROFILE



	A dm ² /m	P dm ² /m	L_m	I_x cm ⁴	W_x cm ³	a_x mm	I_y cm ⁴	W_y cm ³	a_y mm	Y X 0 Y
030.1141.00	-	-	7.00	5.619	1.673	21.01	1.162	0.789	14.73	

030.1141.00

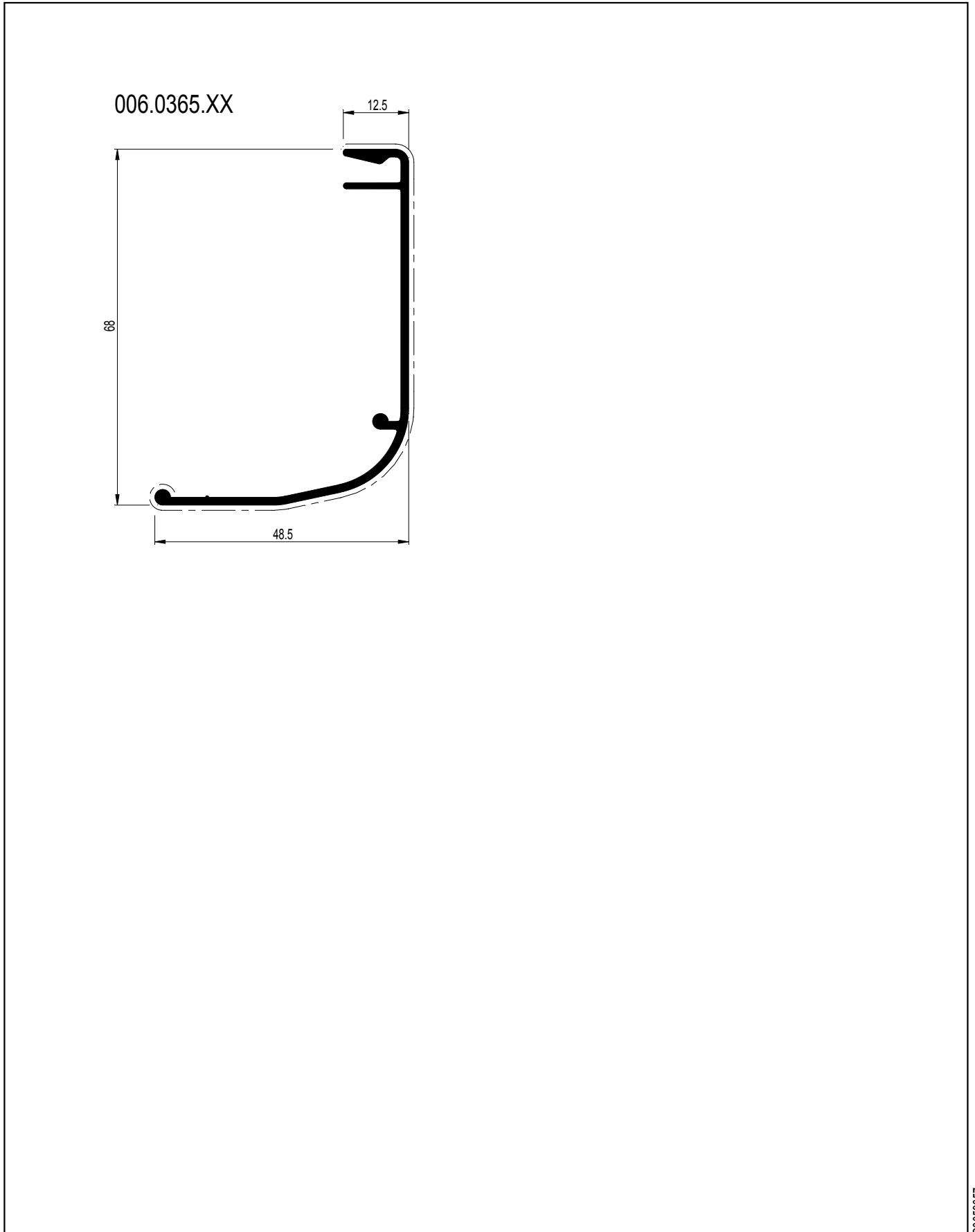


CP 155-LS

AFDEKKAP MOTOR
 CAPUCHON POUR MOTEUR
 COVER MOTOR
 ABDECKKAPPE ANTRIEB

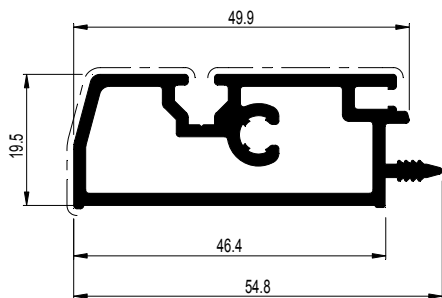


	$\frac{A}{dm^2/m}$	$\frac{P}{dm^2/m}$	L_m	$I_x \text{ cm}^4$	$W_x \text{ cm}^3$	$ax \text{ mm}$	$I_y \text{ cm}^4$	$W_y \text{ cm}^3$	$ay \text{ mm}$	
006.0365.XX	26.92	12.4	7.00	13.144	3.332	28.55	4.099	1.096	37.40	

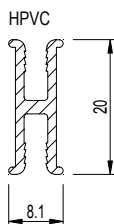


	$\frac{A}{dm^2/m}$	$\frac{P}{dm^2/m}$	$\leftarrow L_m \rightarrow$	$I_x \text{ cm}^4$	$W_x \text{ cm}^3$	ax mm	$I_y \text{ cm}^4$	$W_y \text{ cm}^3$	ay mm	
006.0317.XX	18.81	6.2	7.00	1.532	1.473	10.41	7.627	2.667	26.21	
006.0318.XX	26.03	7.9	7.00	1.889	1.713	8.98	20.289	4.479	45.30	
007.0767.01	-	-	7.00	-	-	-	-	-	-	

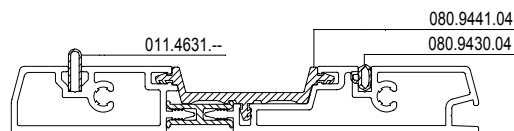
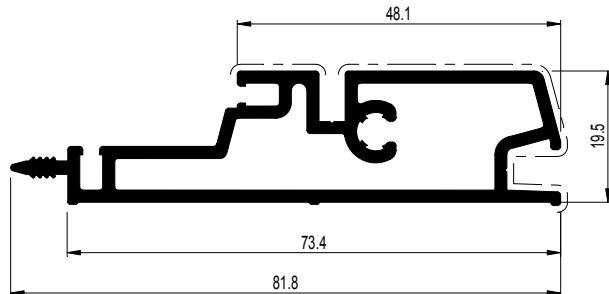
006.0317.XX



007.0767.01



006.0318.XX



D

Doorsnedetekeningen

Sections des noeuds

Section drawings

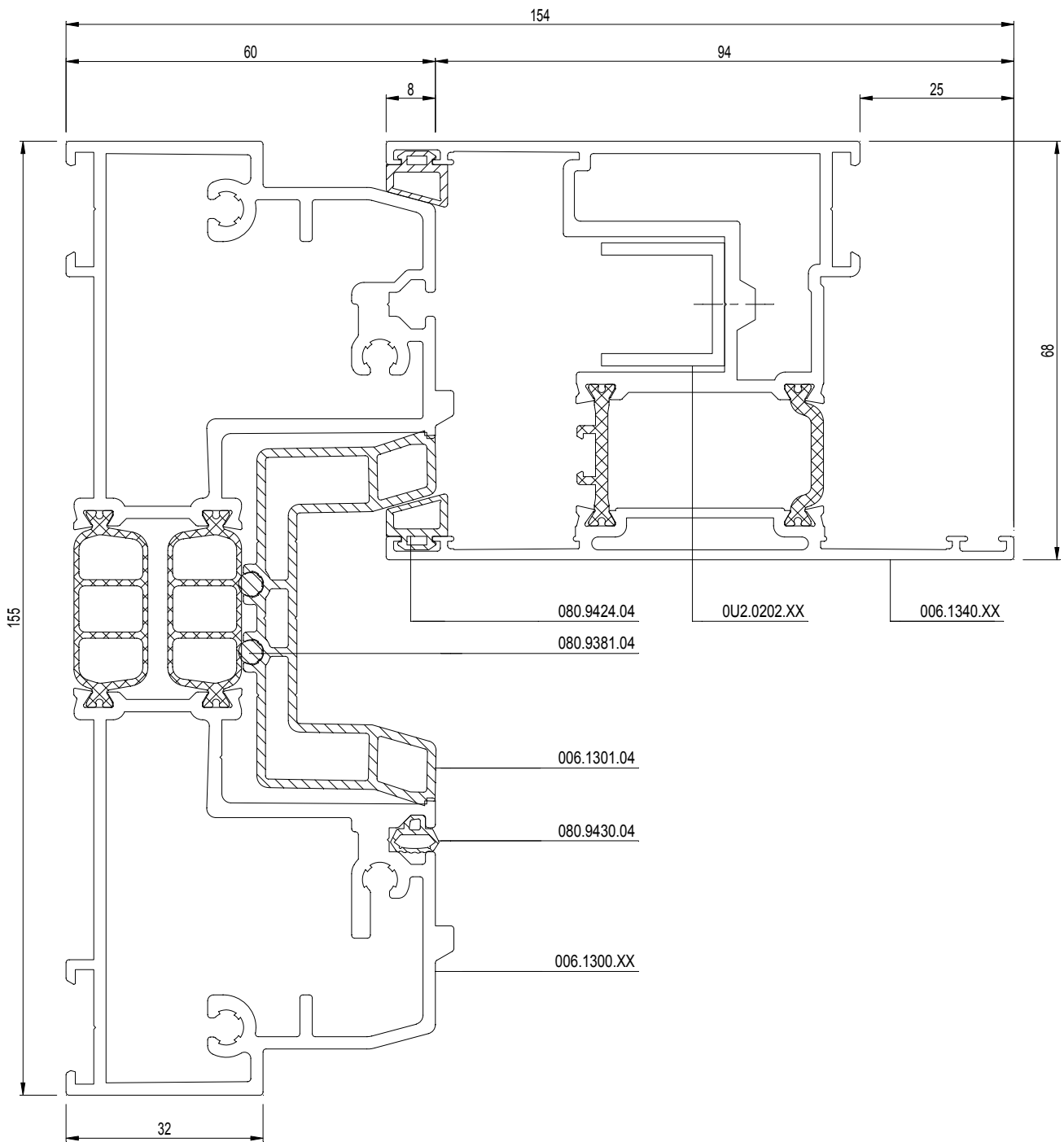
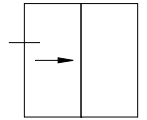
Profilkombinationen

CP 155

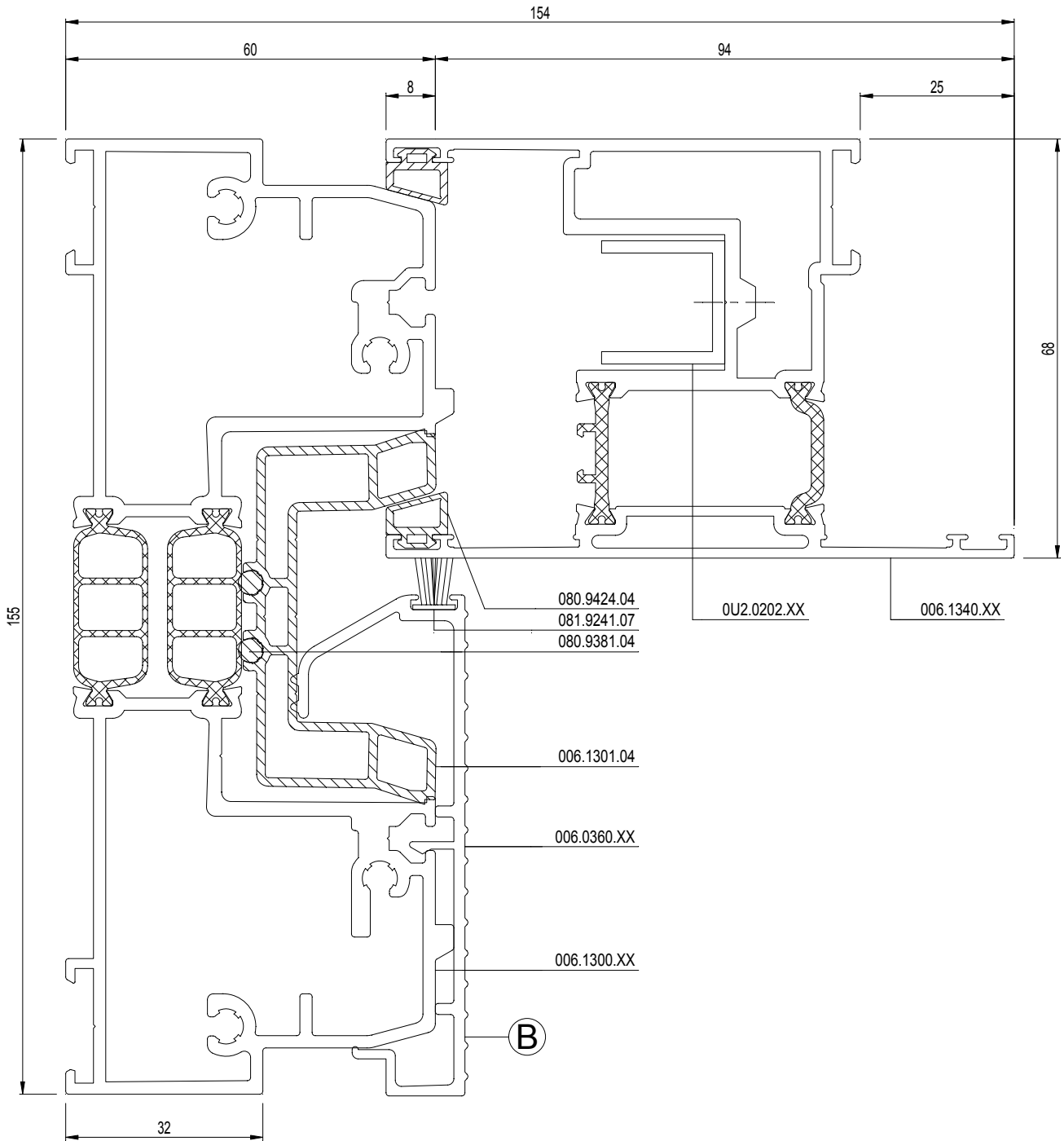
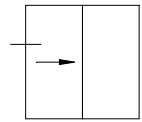
2-RAIL
2-RAIL
2-RAIL
2-RAIL



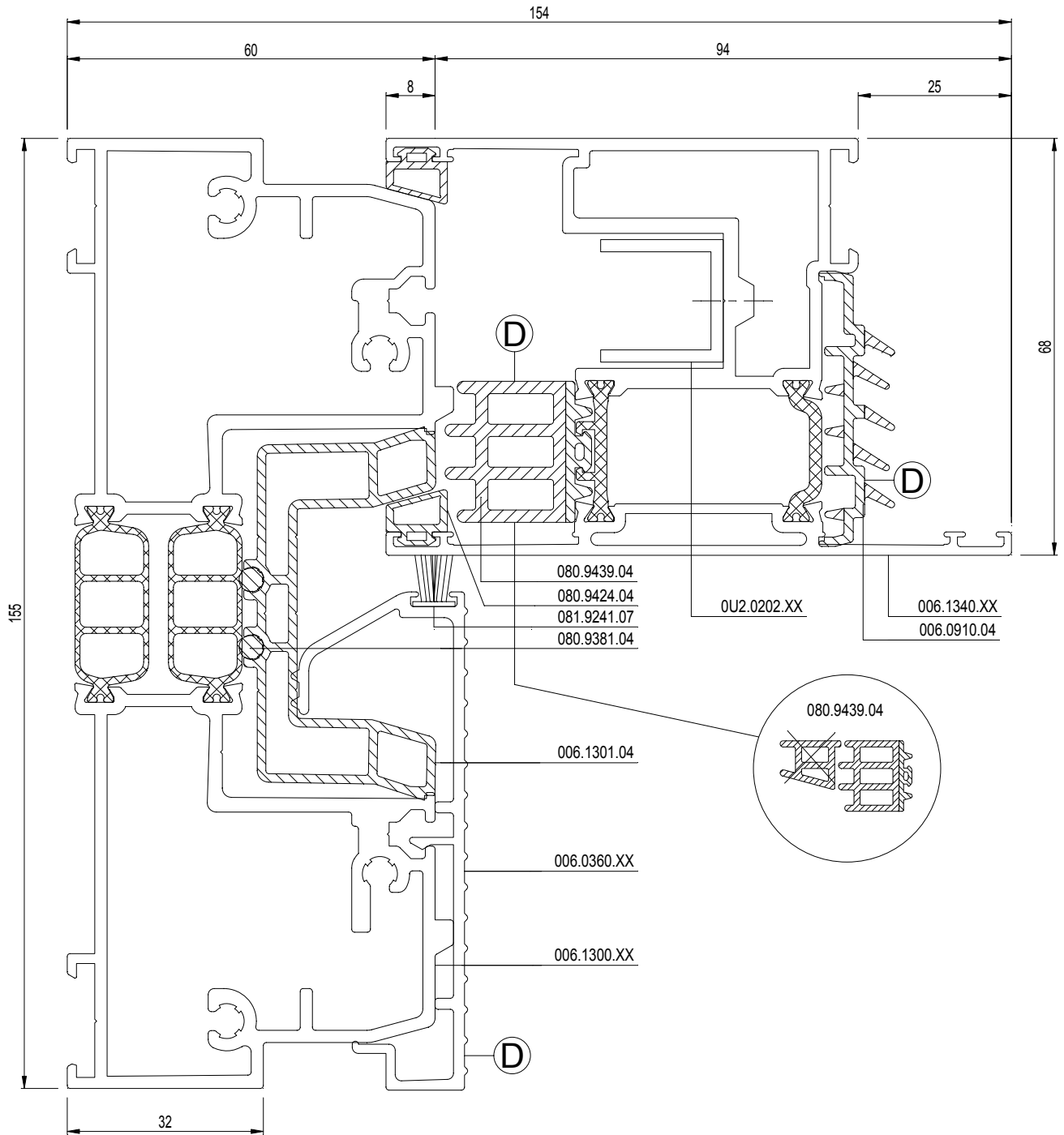
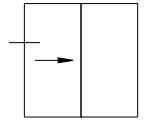
OPTIE A
OPTION A
OPTION A
OPTION A



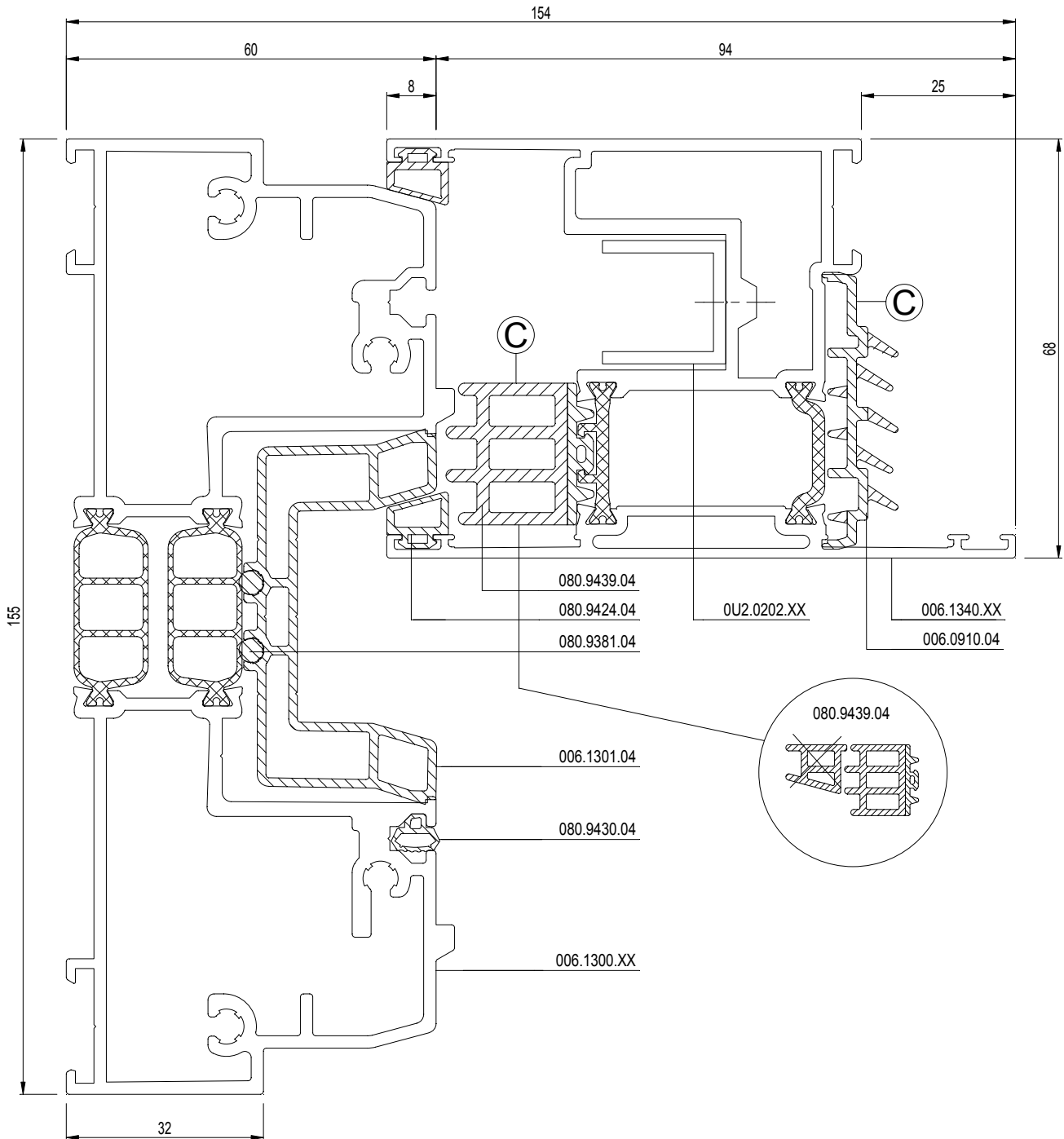
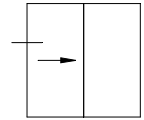
VARIANT - OPTIE B
VARIANTE - OPTION B
VARIANT - OPTION B
VARIANTE - OPTION B



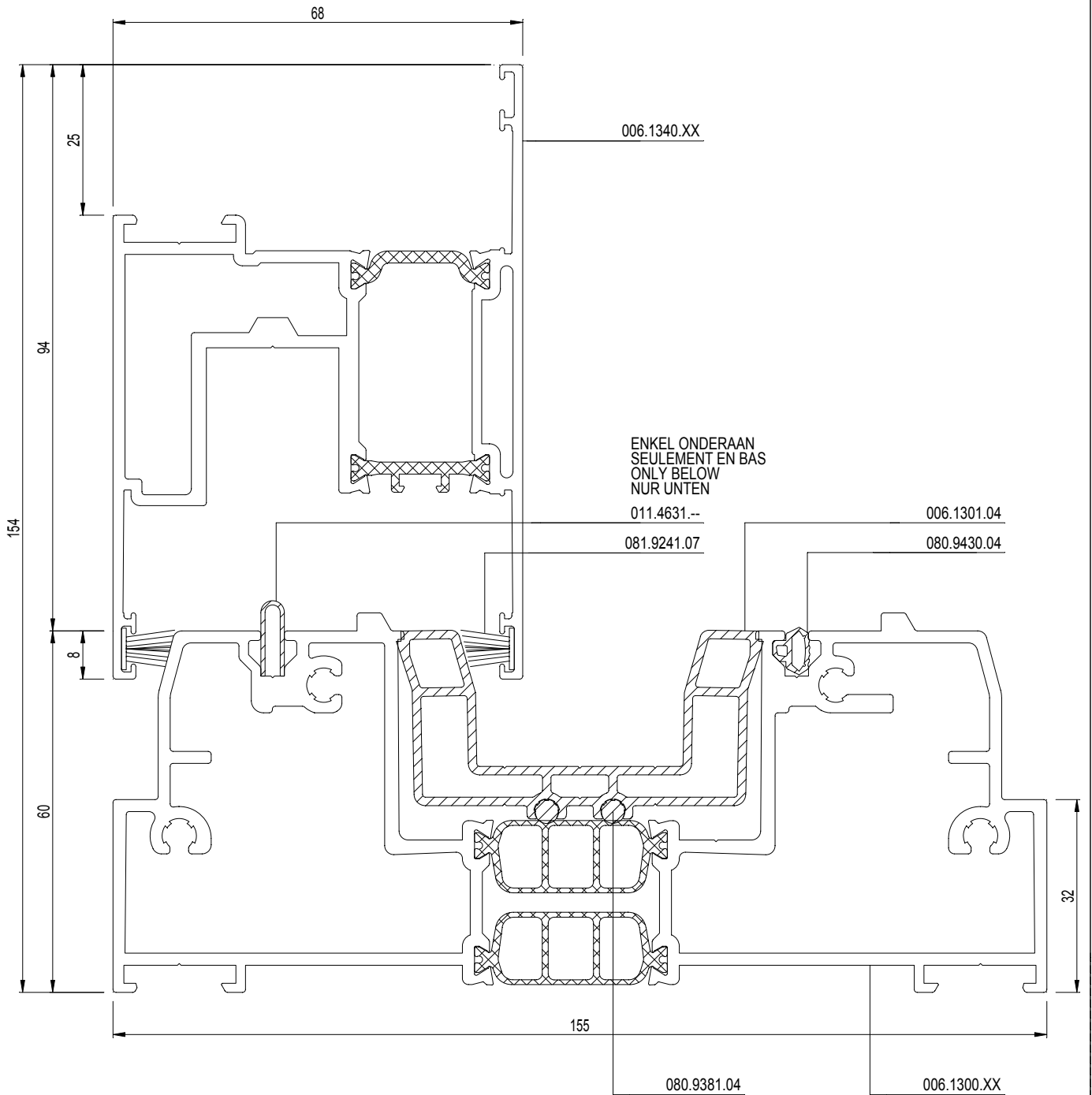
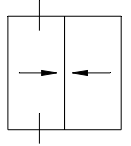
VARIANT - OPTIE D = HI
VARIANTE - OPTION D = HI
VARIANT - OPTION D = HI
VARIANTE - OPTION D = HI



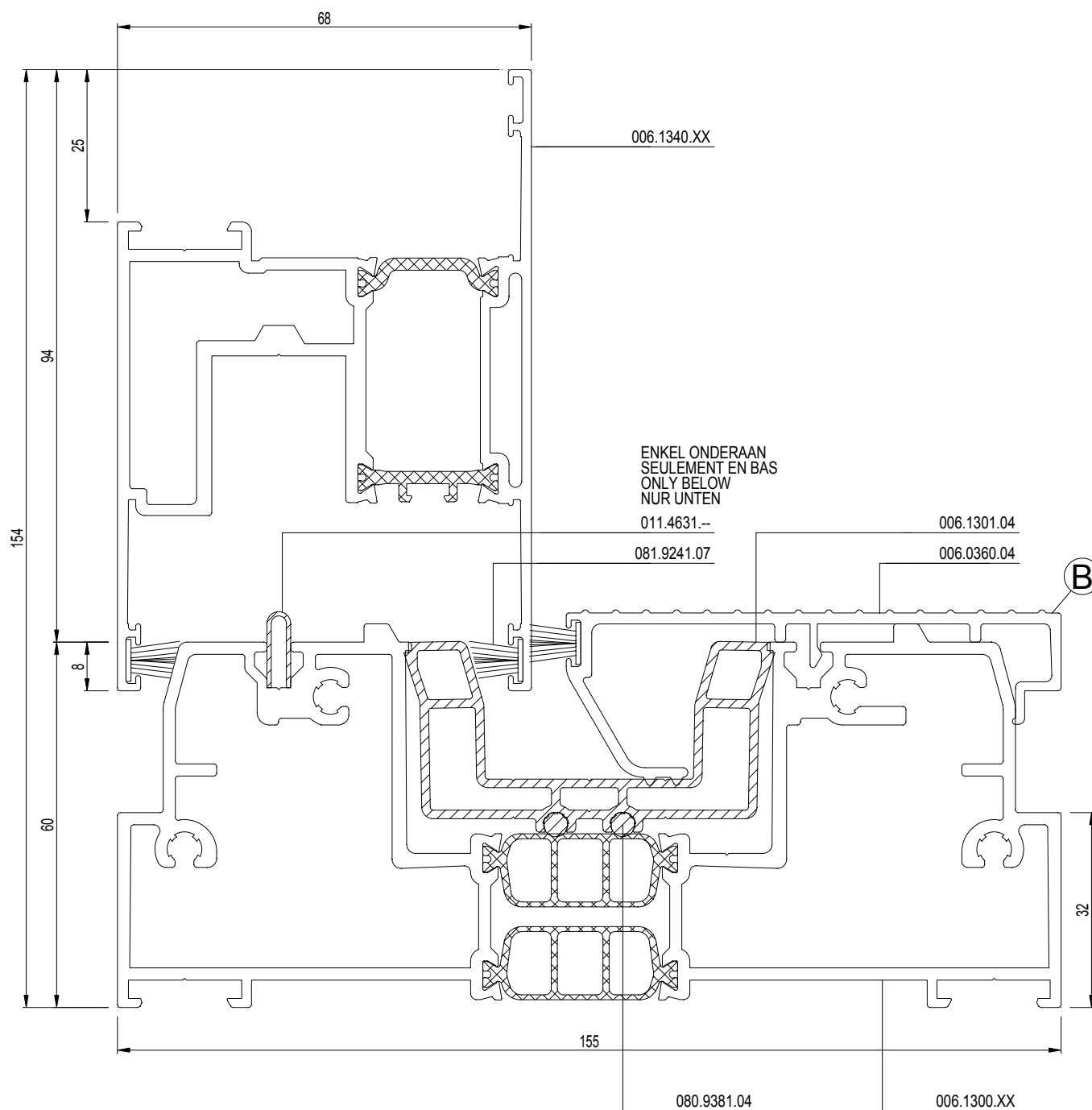
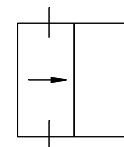
OPTIE C = HI
OPTION C = HI
OPTION C = HI
OPTION C = HI



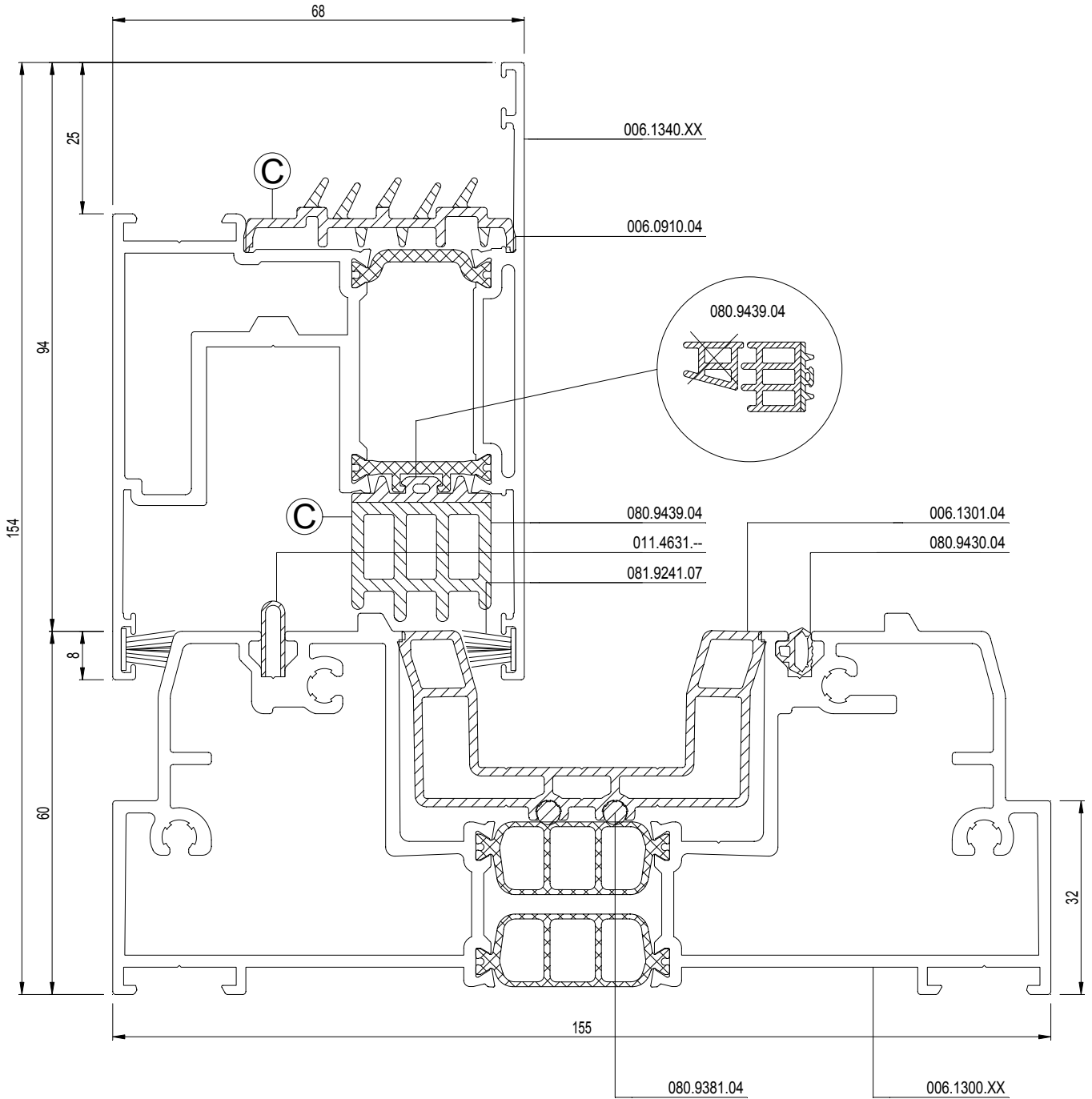
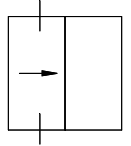
OPTIE A
OPTION A
OPTION A
OPTION A



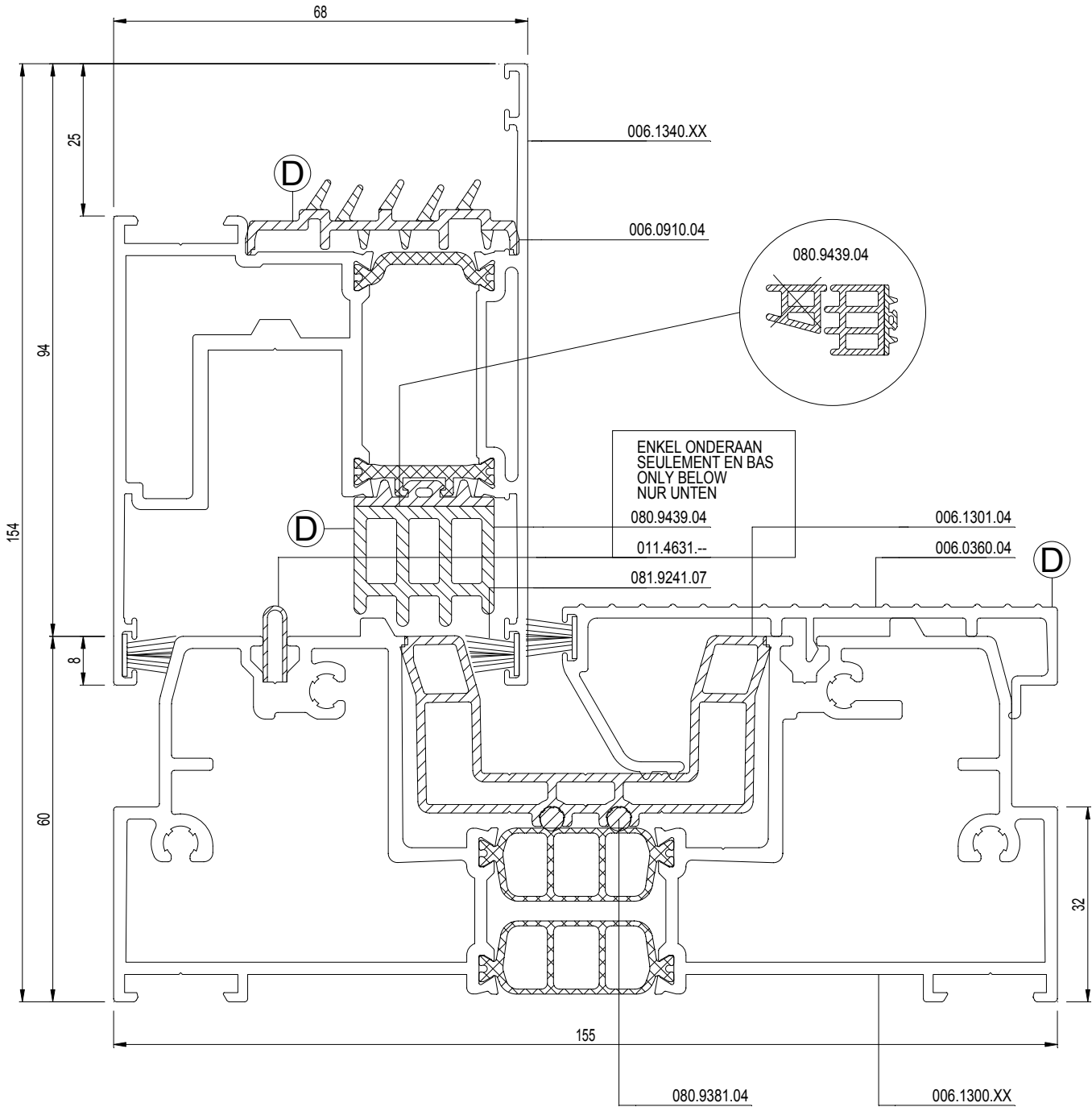
VARIANT - OPTIE B
VARIANTE - OPTION B
VARIANT - OPTION B
VARIANTE - OPTION B



OPTIE C
OPTION C
OPTION C
OPTION C

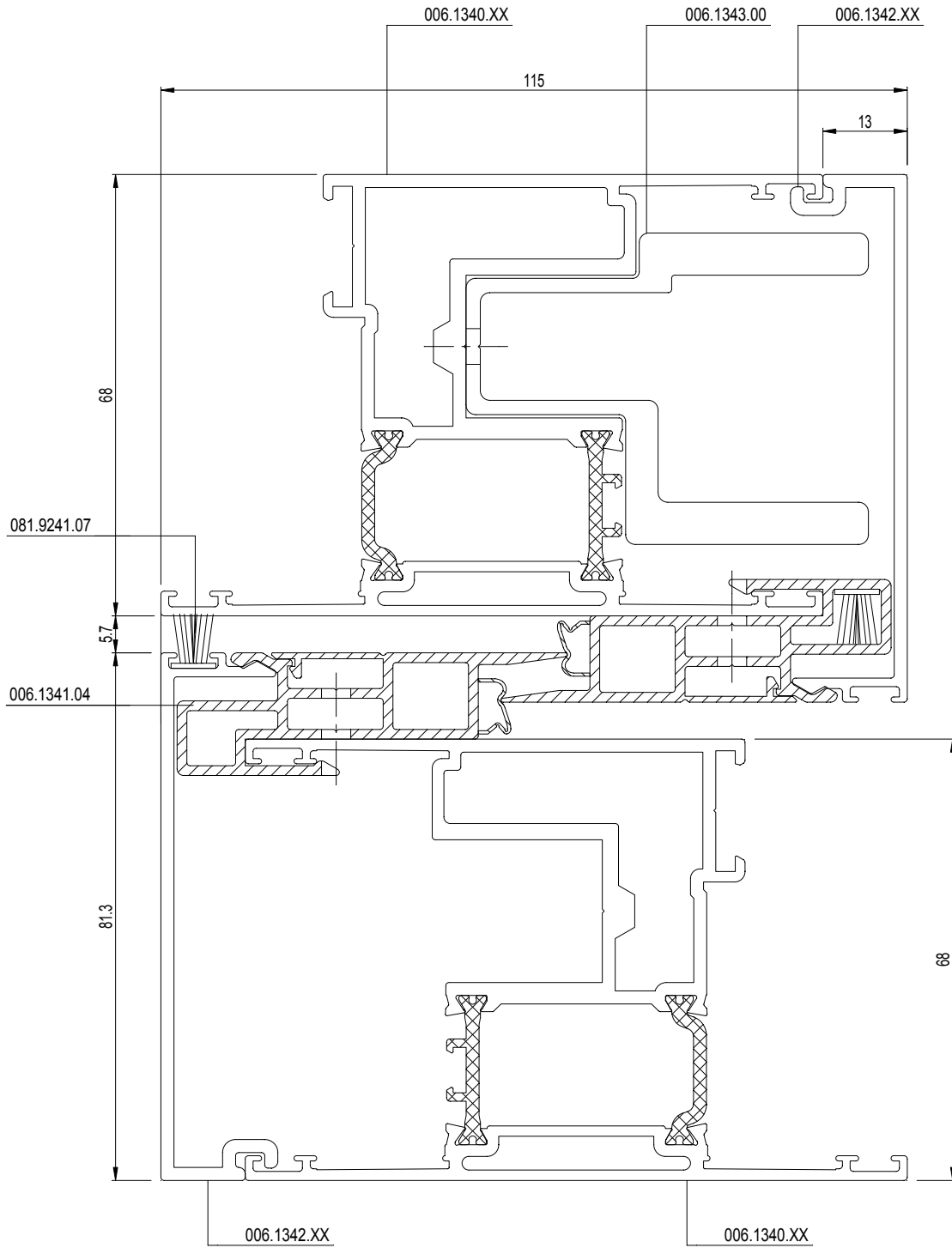
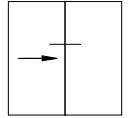


VARIANT - OPTIE D
VARIANTE - OPTION D
VARIANT - OPTION D
VARIANTE - OPTION D



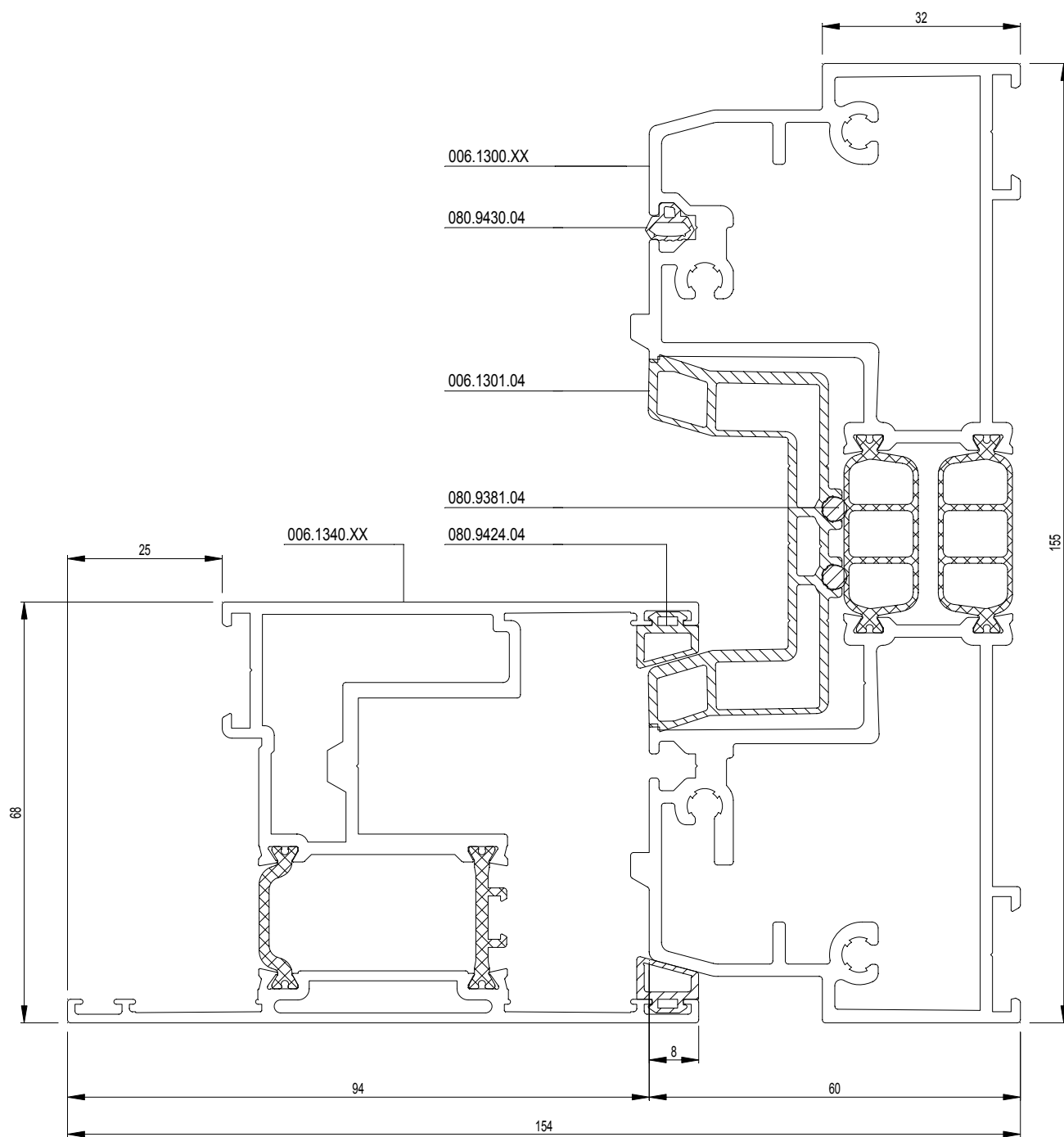
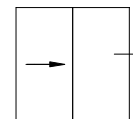
CP 155

2-RAIL
2-RAIL
2-RAIL
2-RAIL



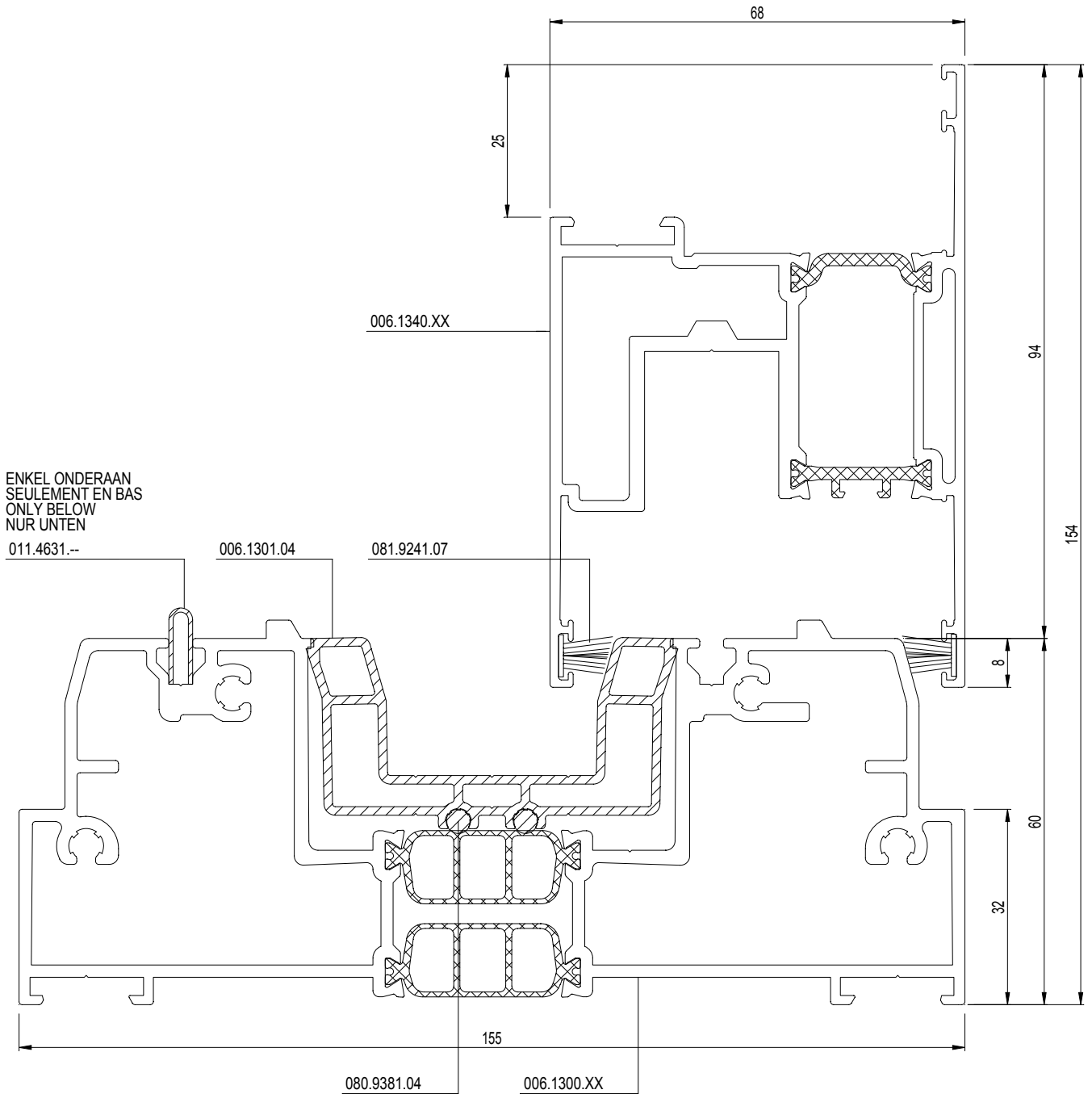
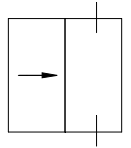
CP 155

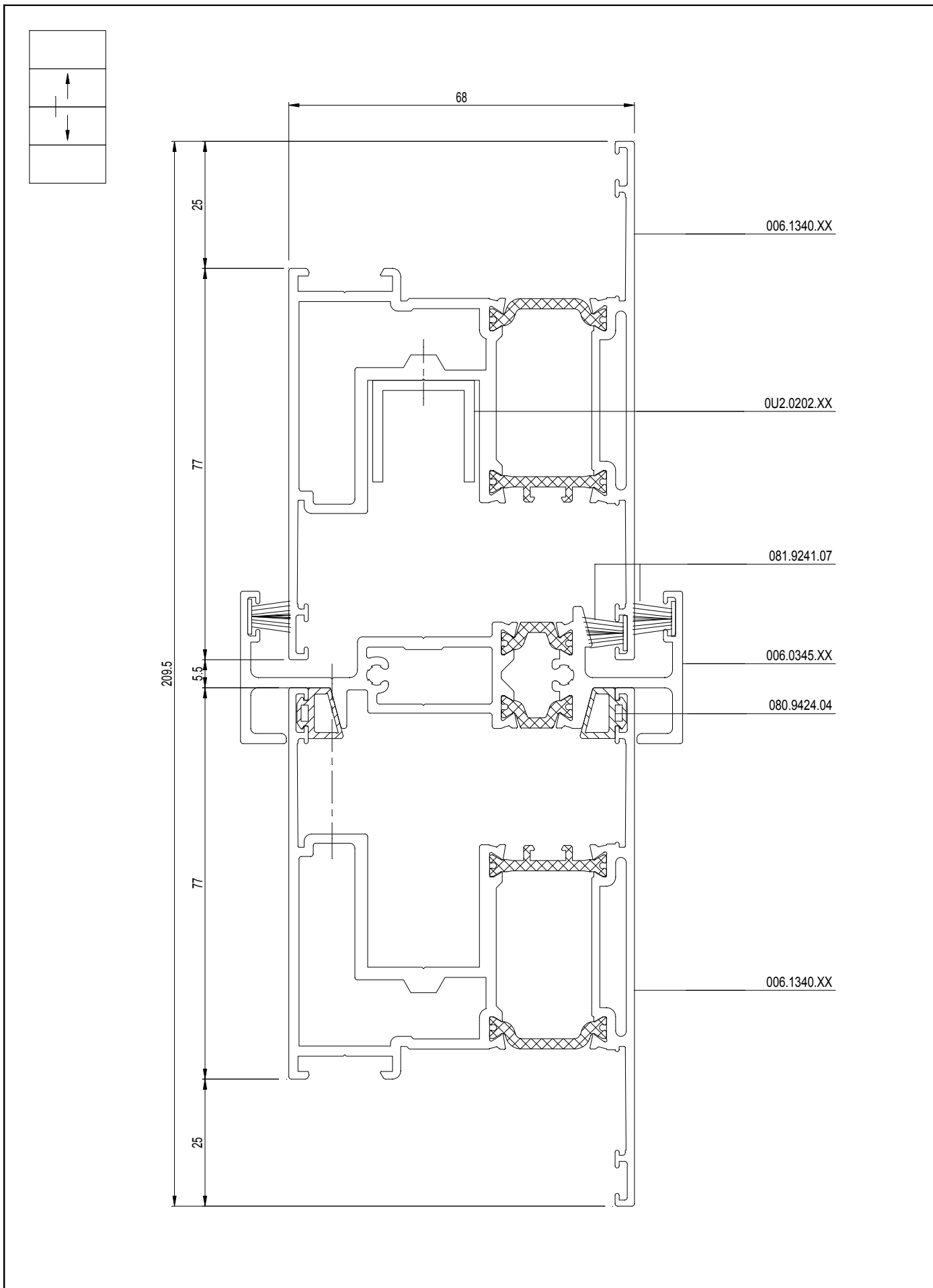
2-RAIL
2-RAIL
2-RAIL
2-RAIL

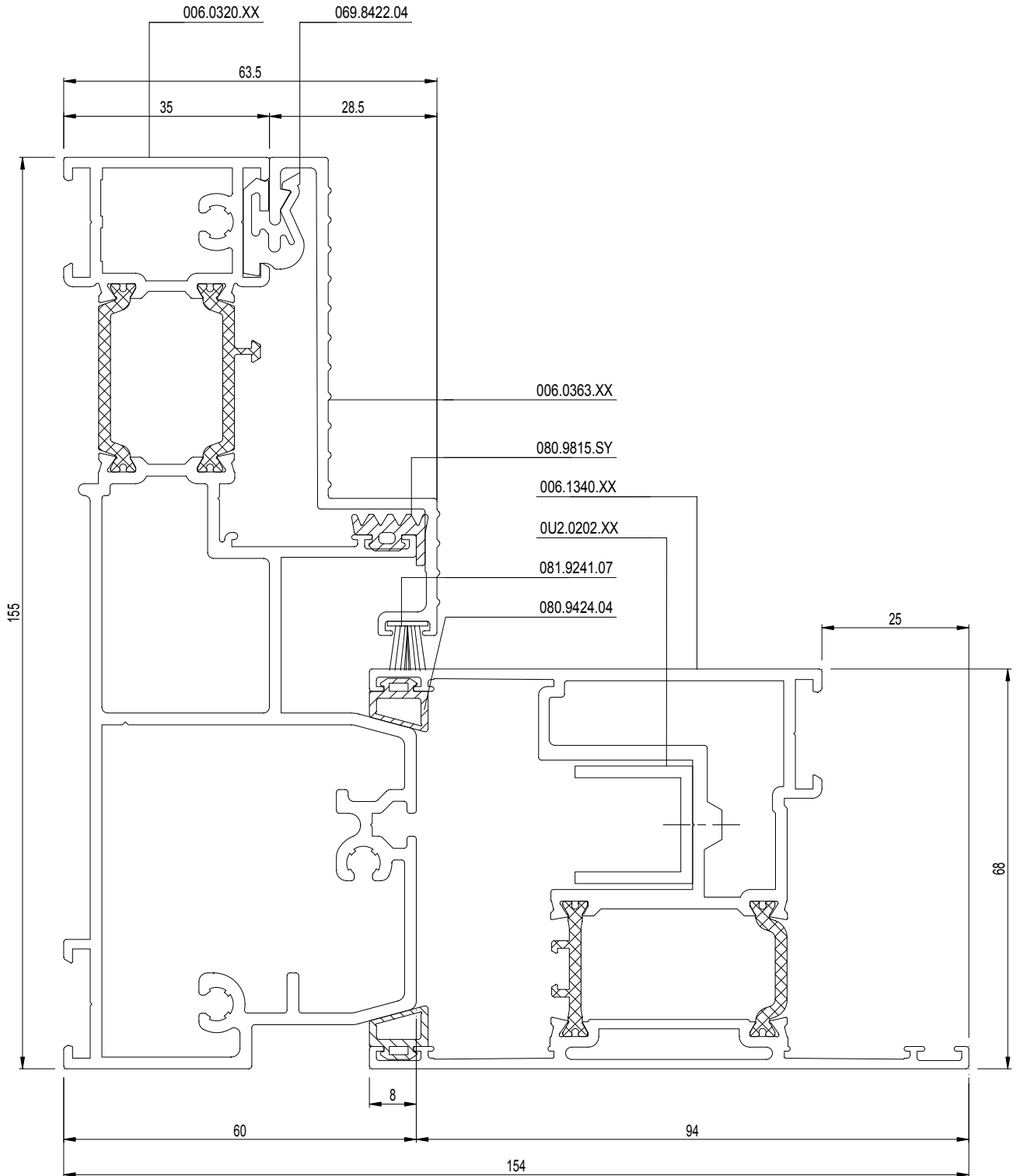
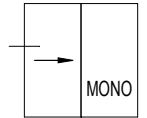


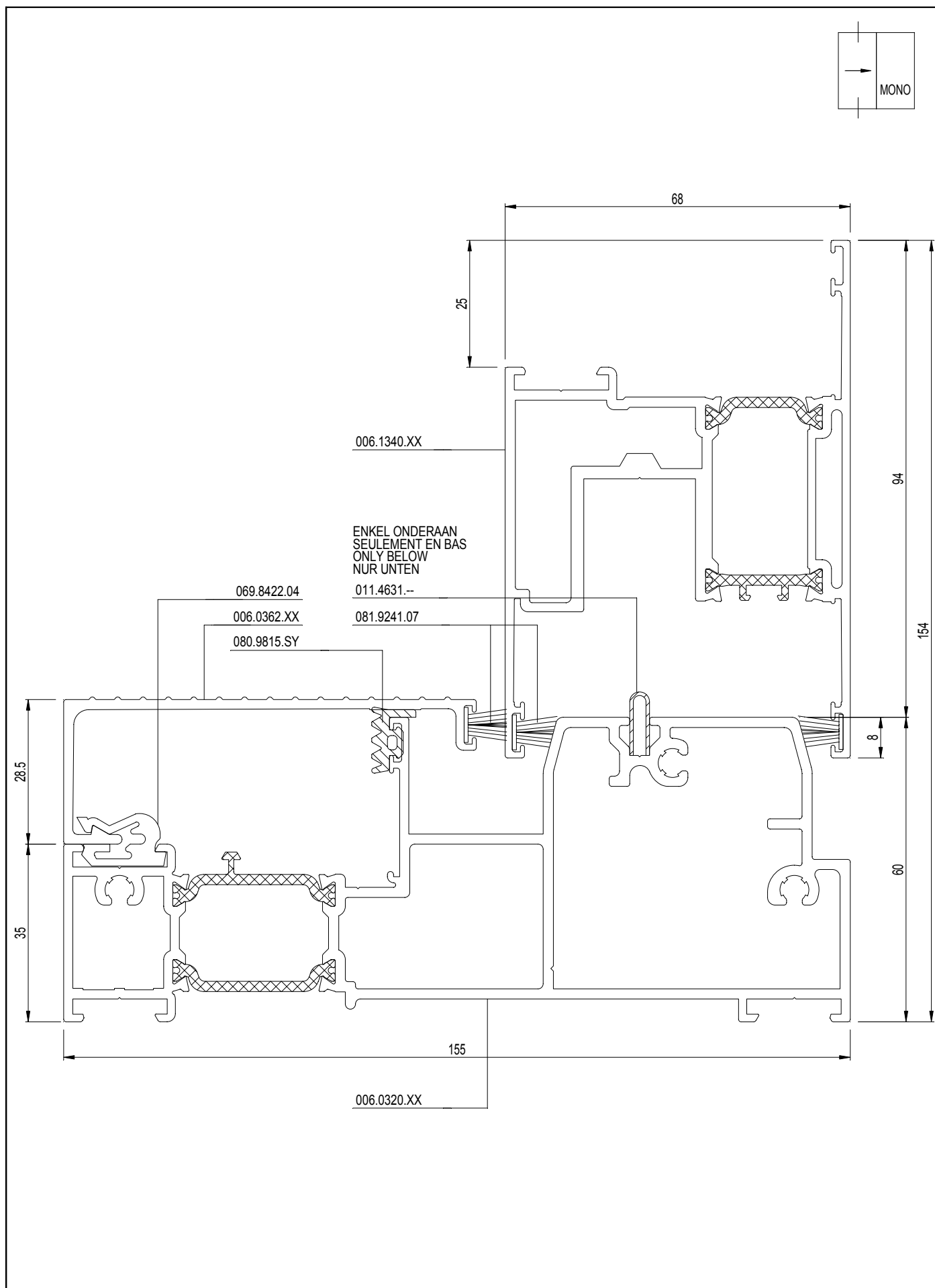
CP 155

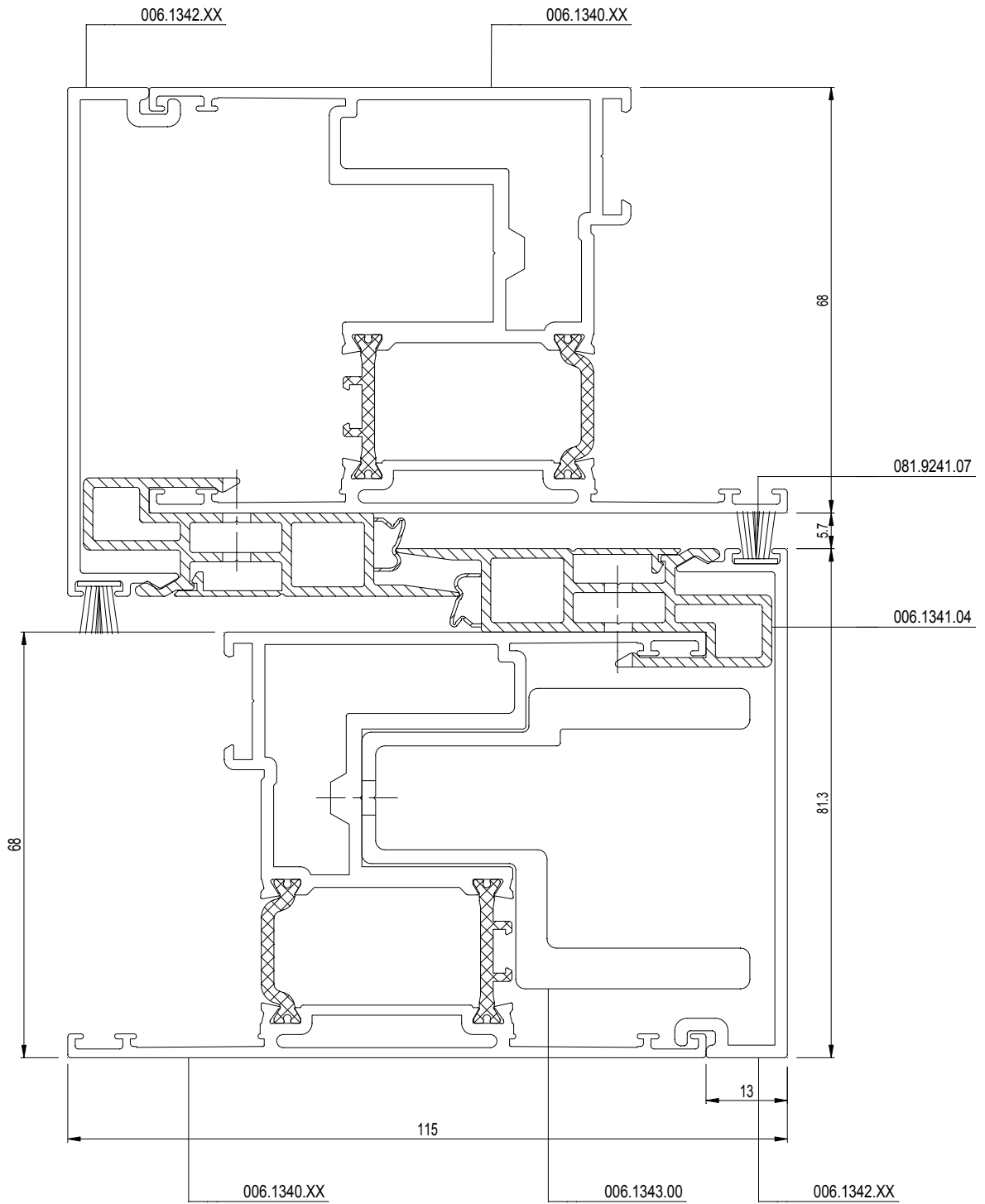
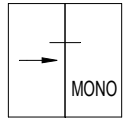
2-RAIL
2-RAIL
2-RAIL
2-RAIL

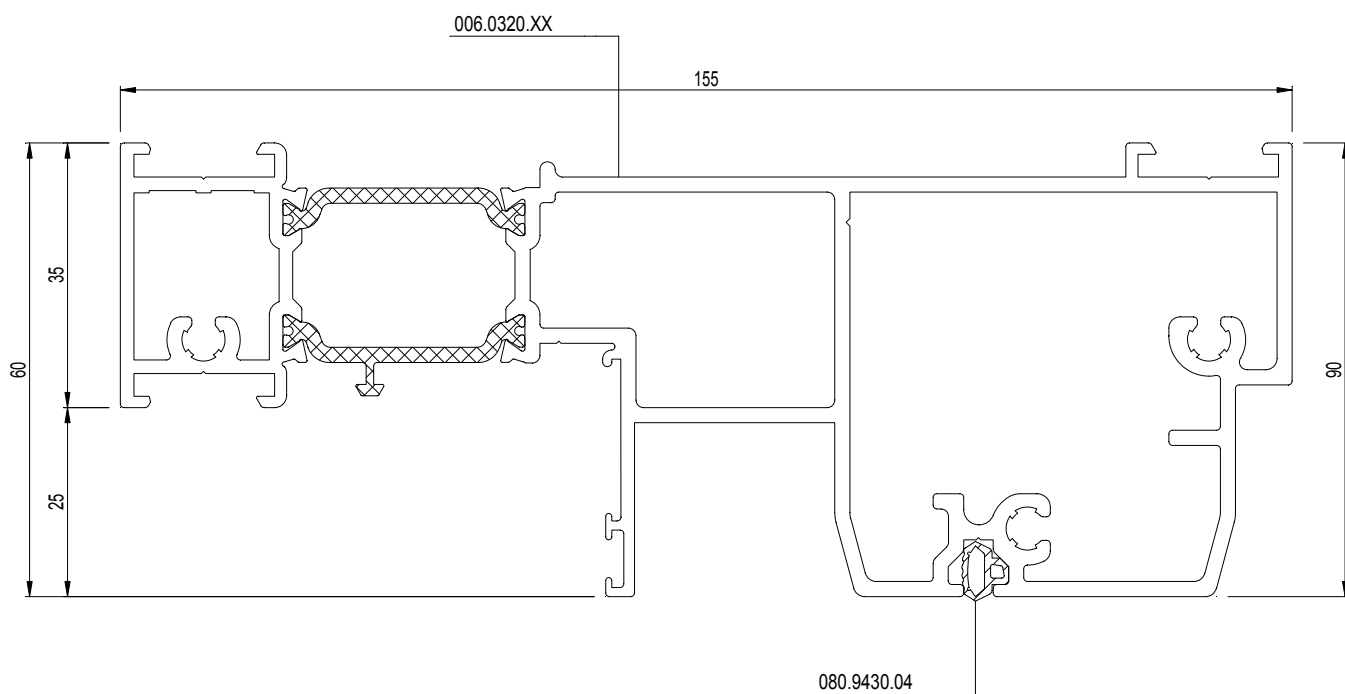
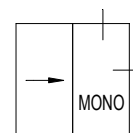


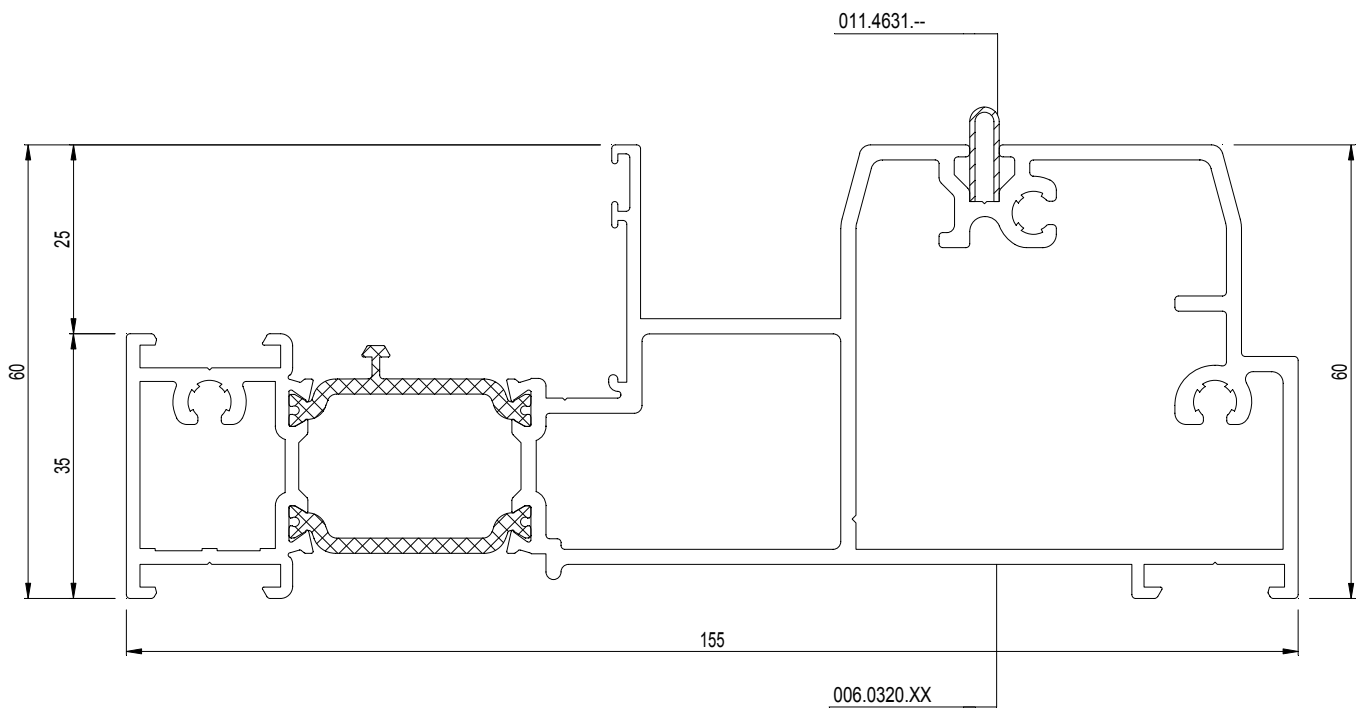
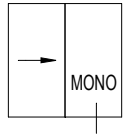


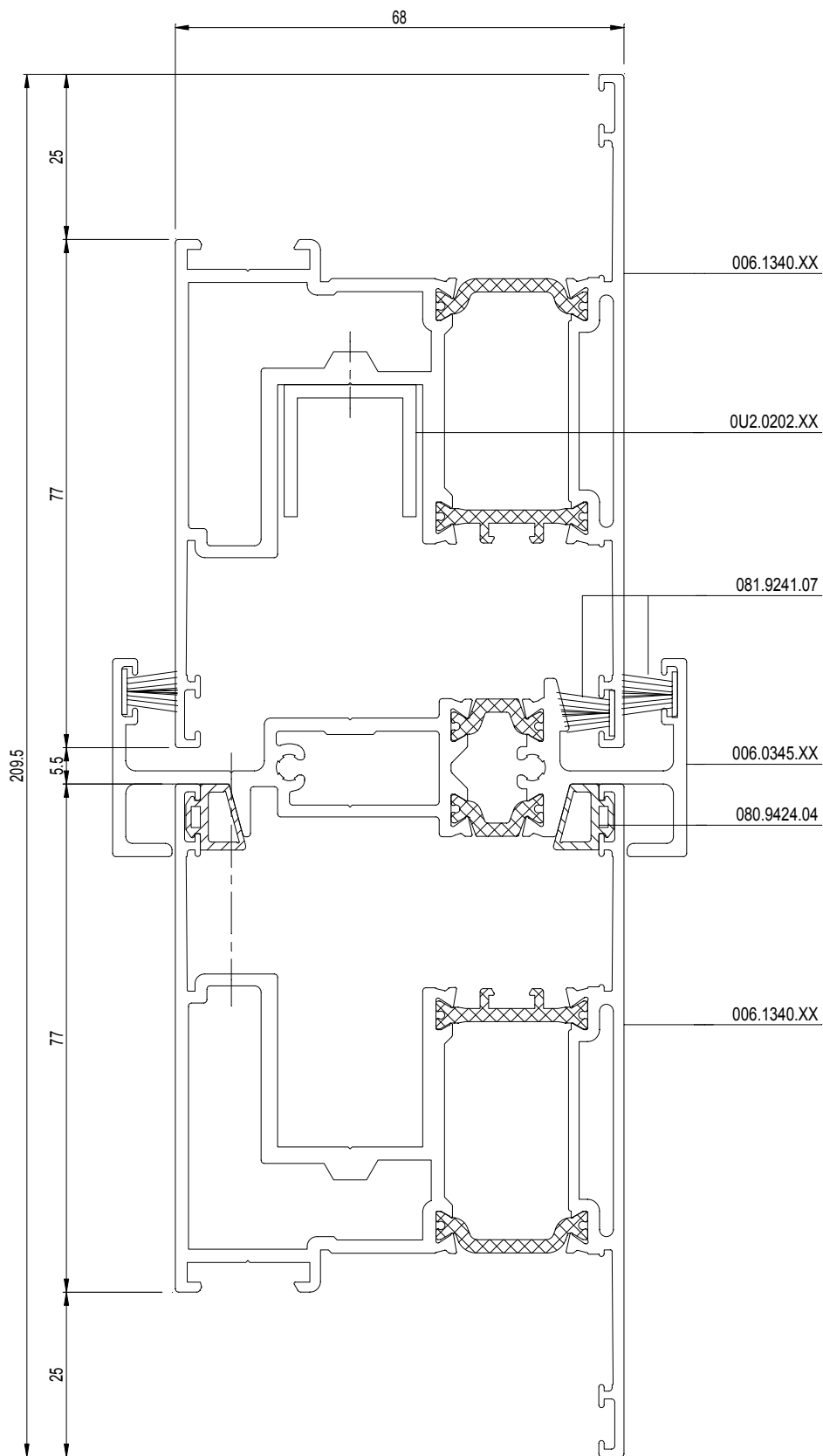
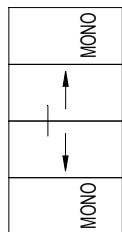






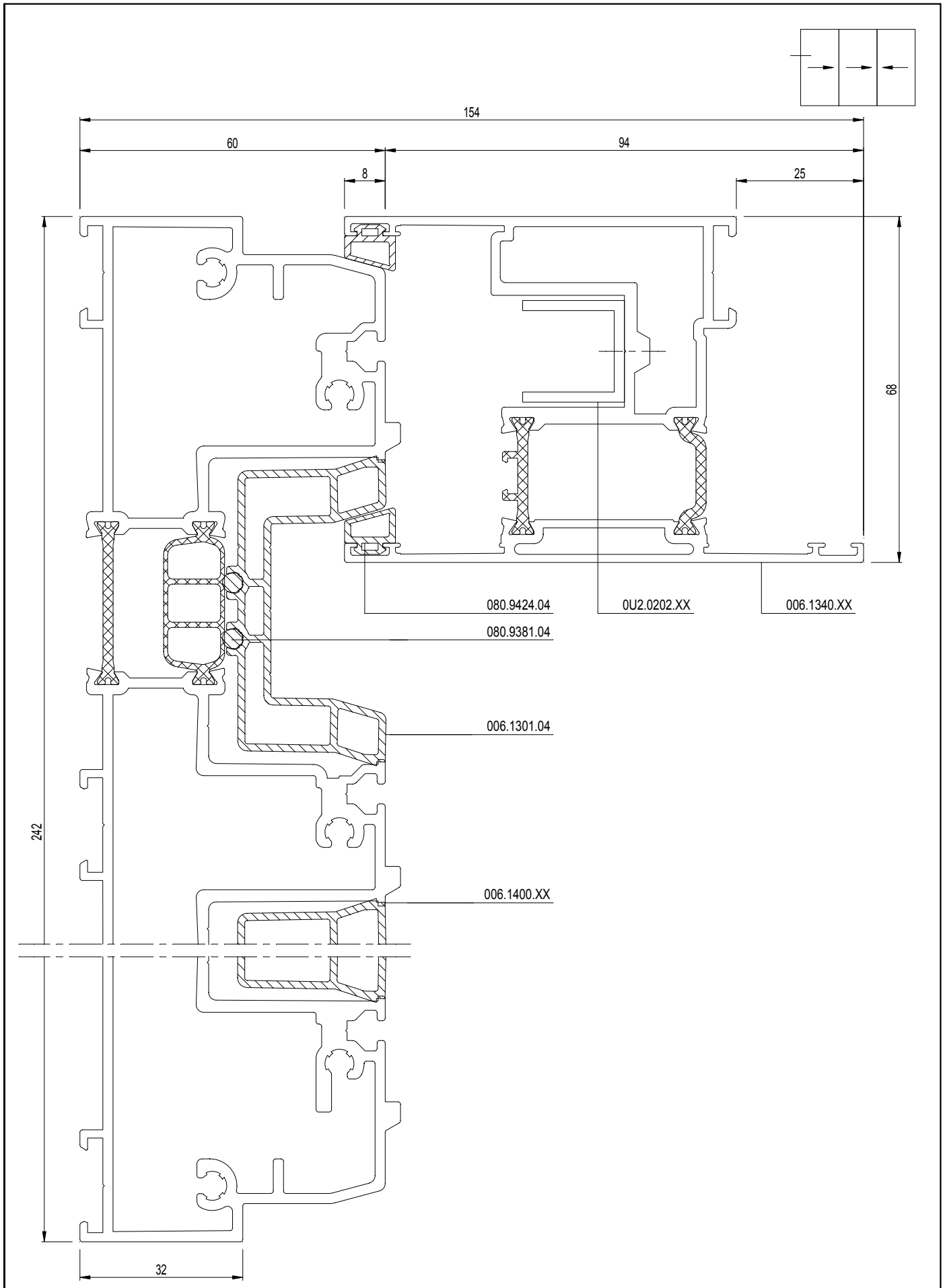






CP 155

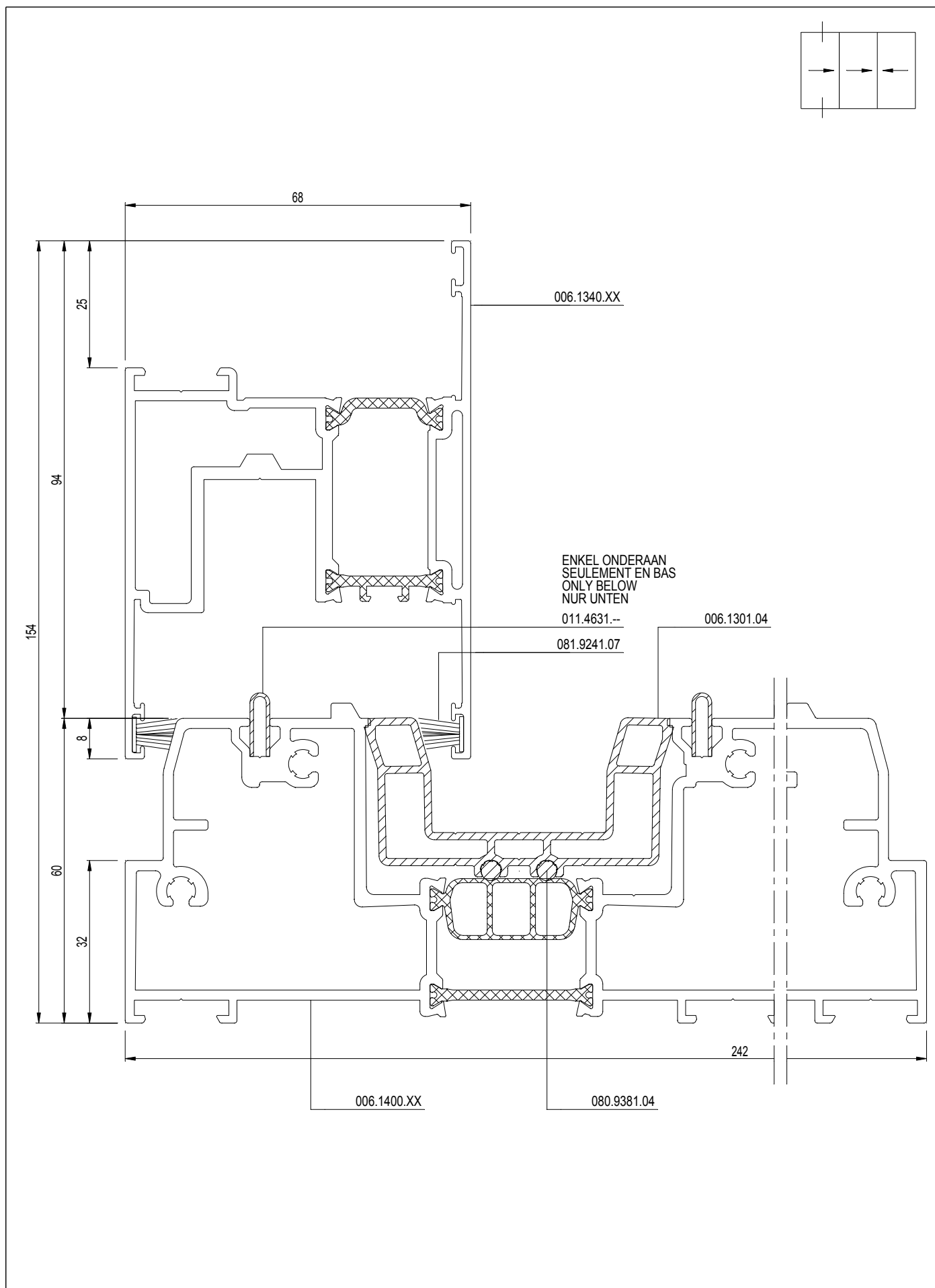
3-RAIL
3-RAIL
3-RAIL
3-RAIL



Doorsnedetekeningen
Sections des noeuds
Section drawings
Profilkombinationen

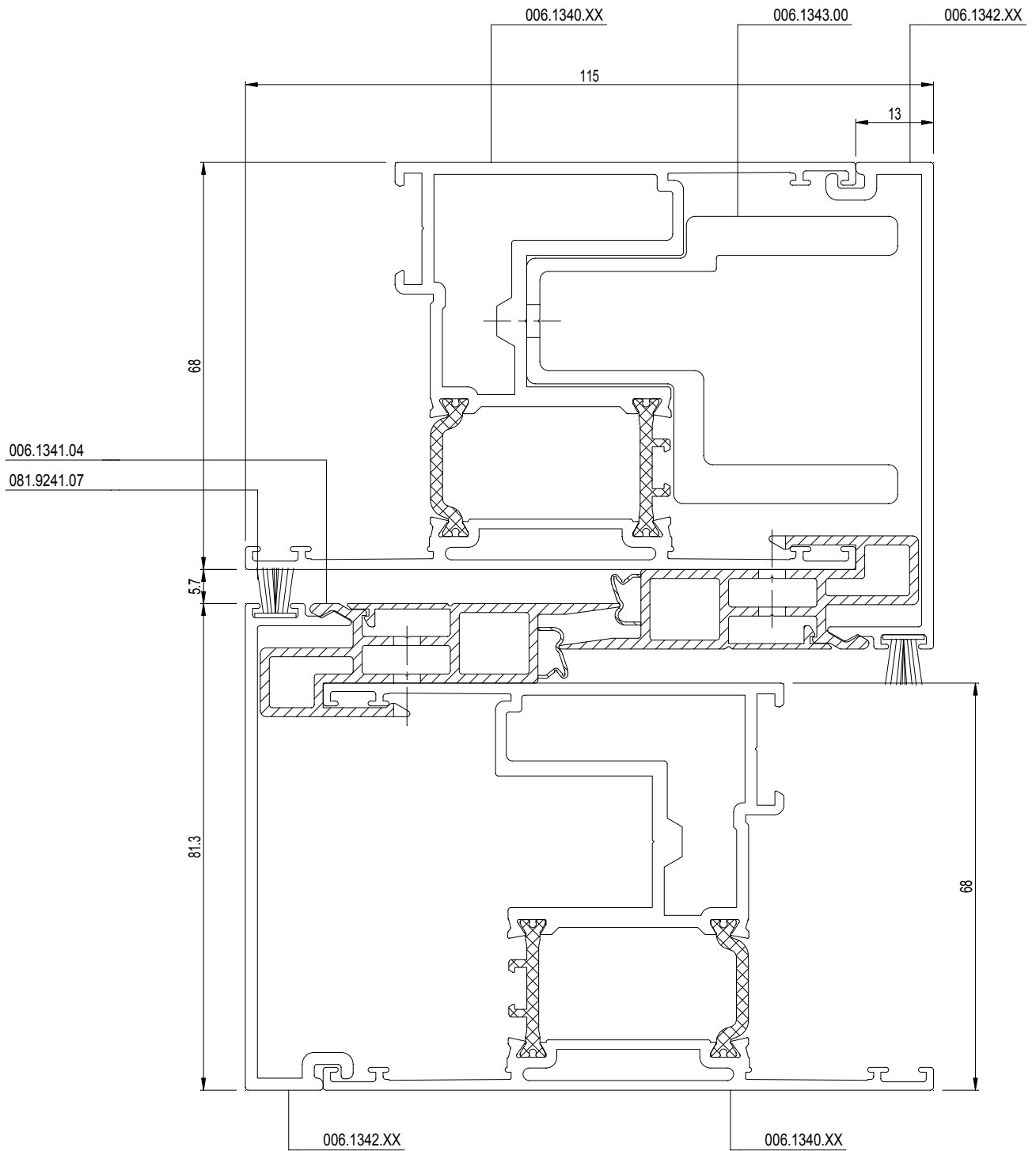
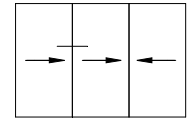
34.D.019
02/2009

D0046238



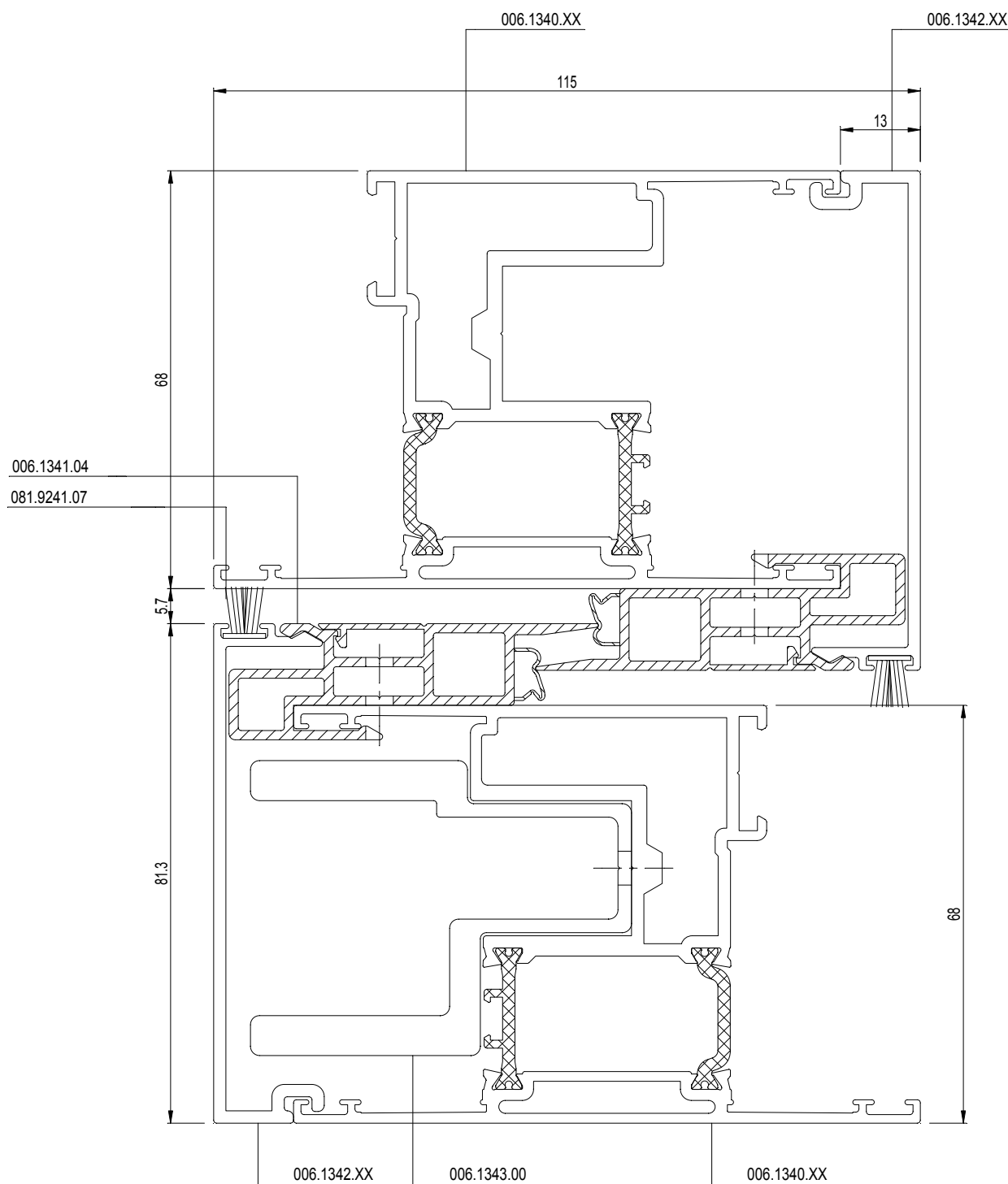
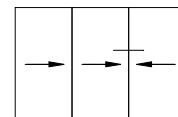
CP 155

3-RAIL
3-RAIL
3-RAIL
3-RAIL



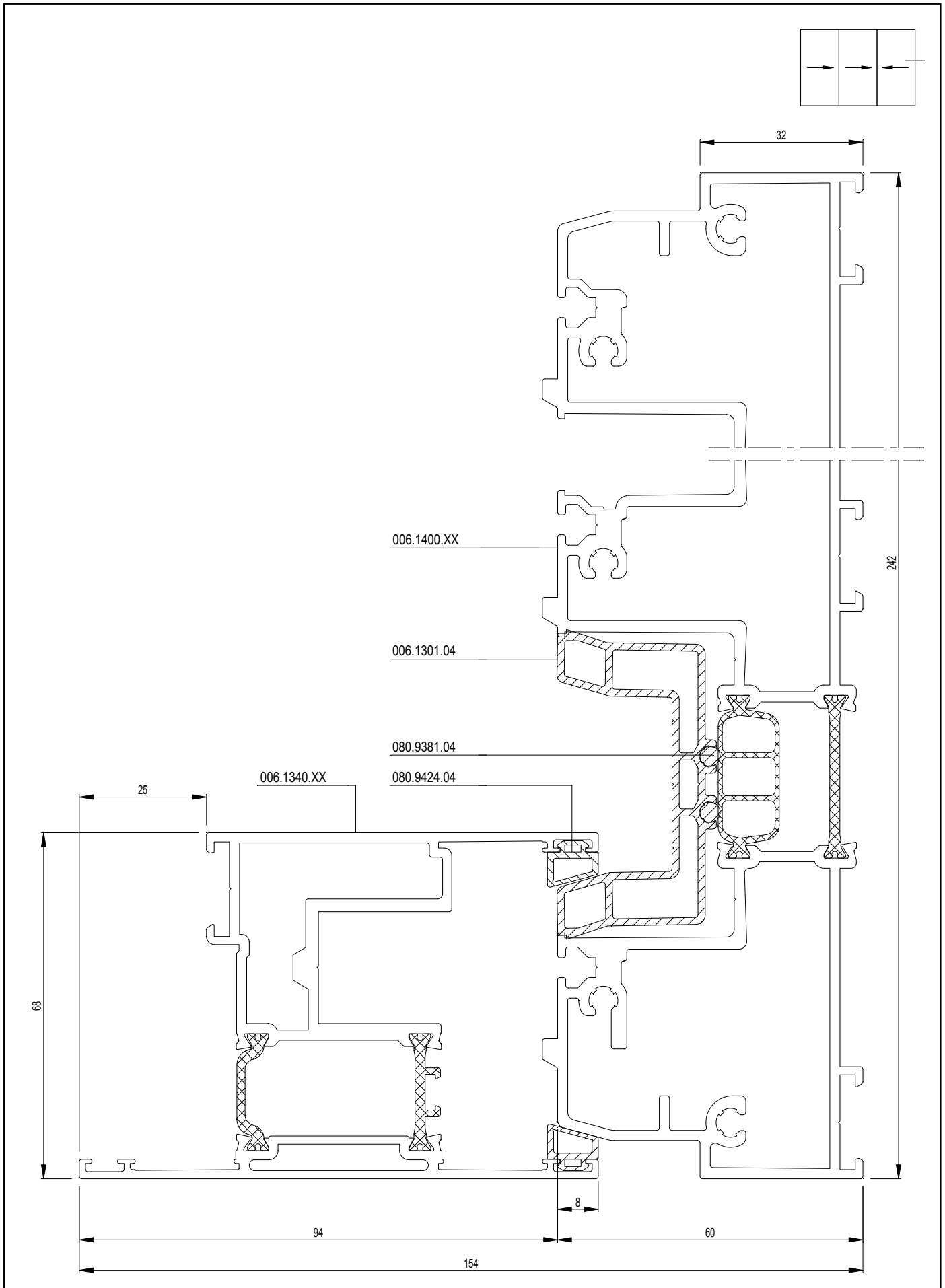
CP 155

3-RAIL
3-RAIL
3-RAIL
3-RAIL



CP 155

3-RAIL
3-RAIL
3-RAIL
3-RAIL

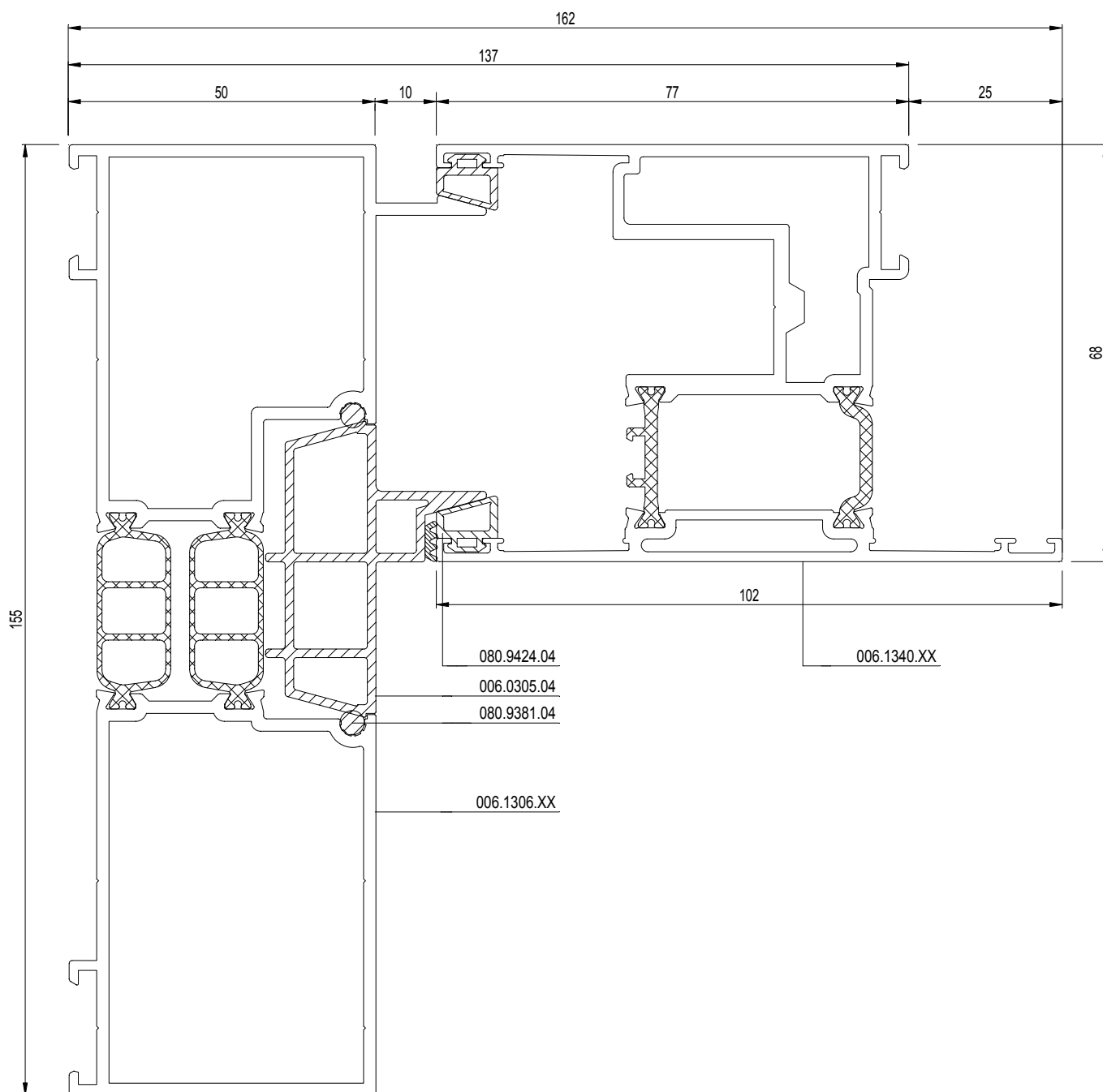
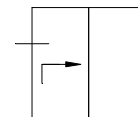


Doorsnedetekeningen
Sections des noeuds
Section drawings
Profilkombinationen

34.D.023
02/2009

D0046242

OPTIE A
OPTION A
OPTION A
OPTION A

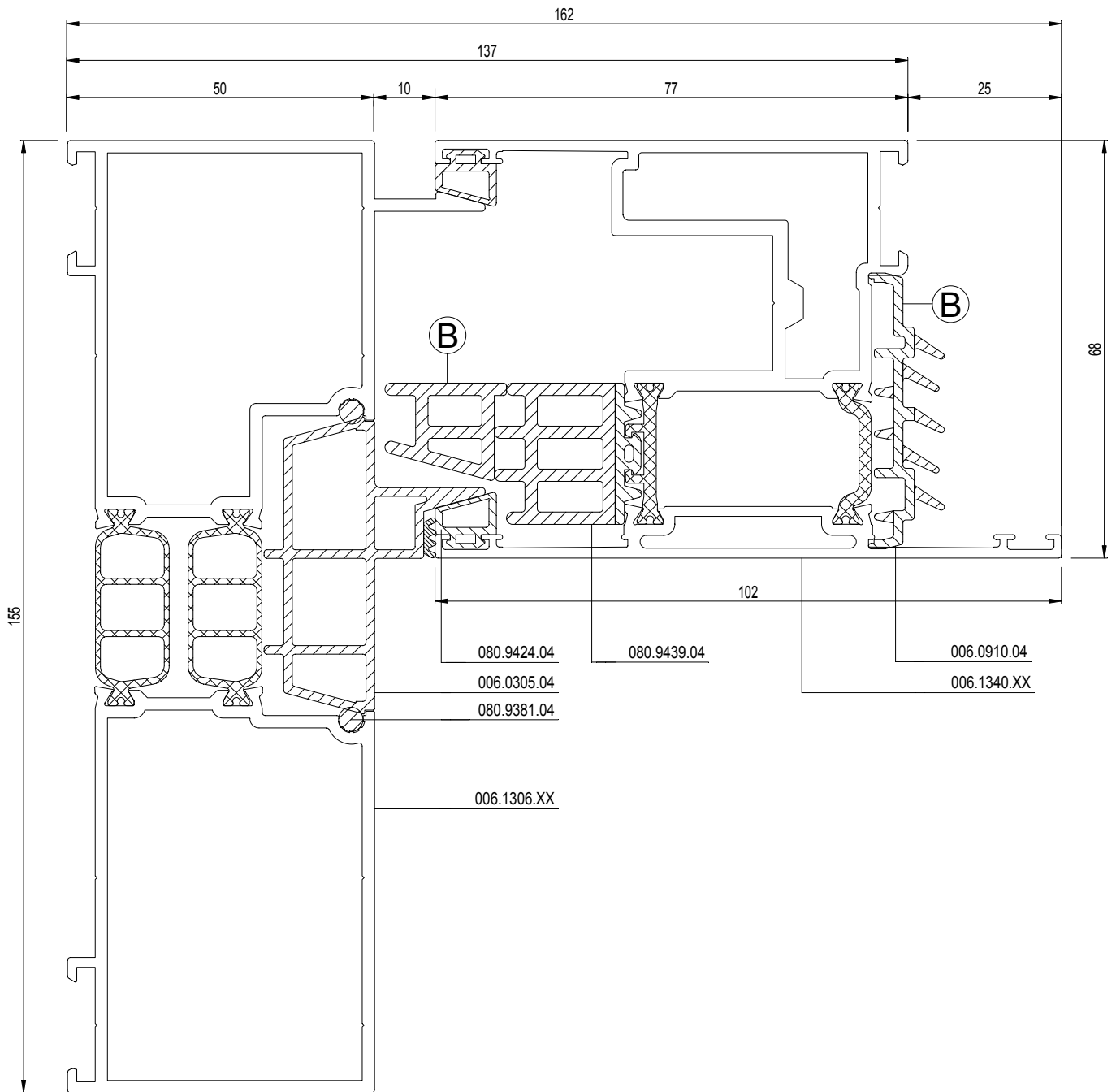
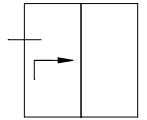


CP 155-LS

2-RAIL
2-RAIL
2-RAIL
2-RAIL



OPTIE B = HI
OPTION B = HI
OPTION B = HI
OPTION B = HI

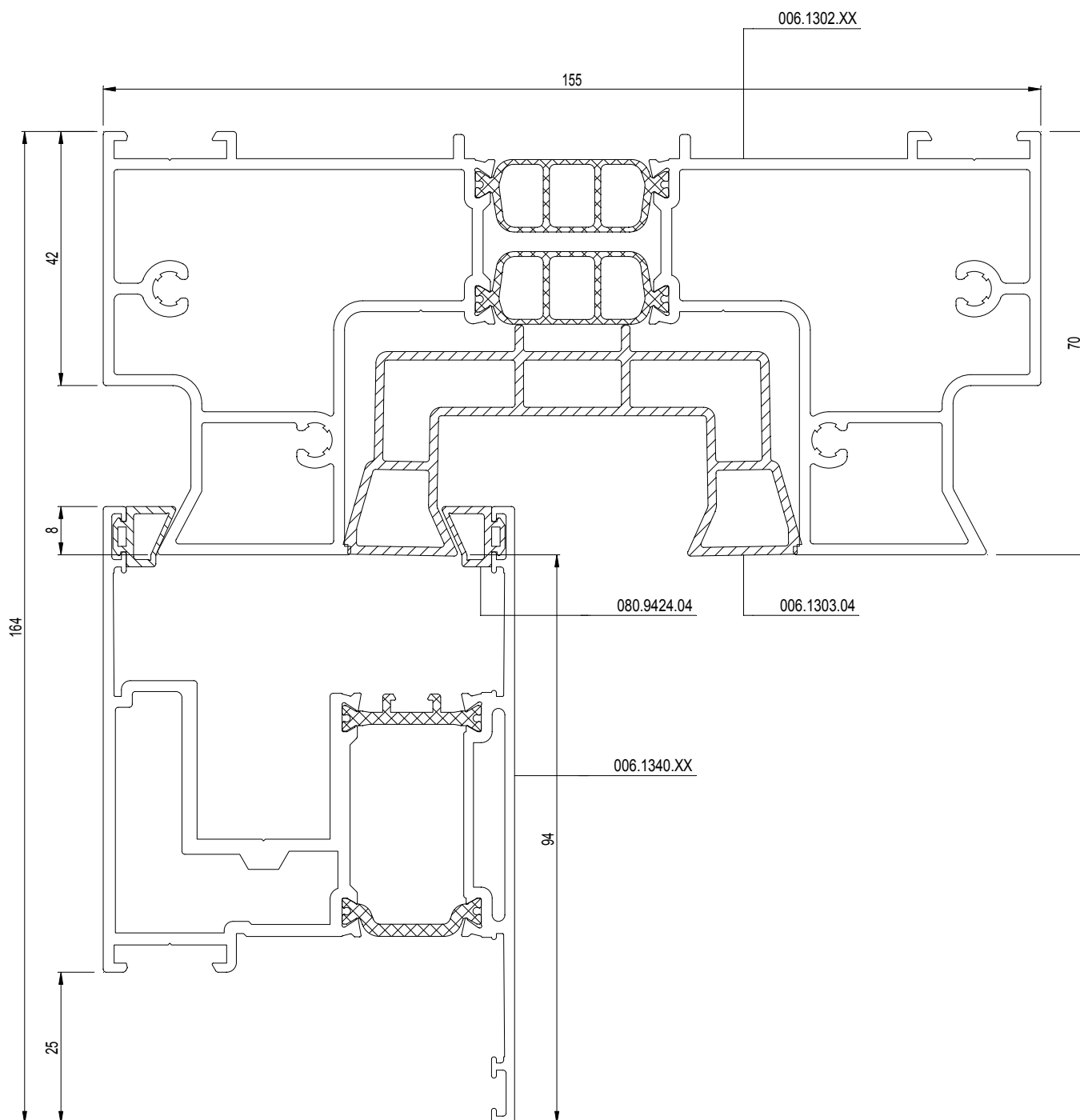
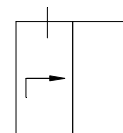


CP 155-LS

2-RAIL
2-RAIL
2-RAIL
2-RAIL



OPTIE A
OPTION A
OPTION A
OPTION A

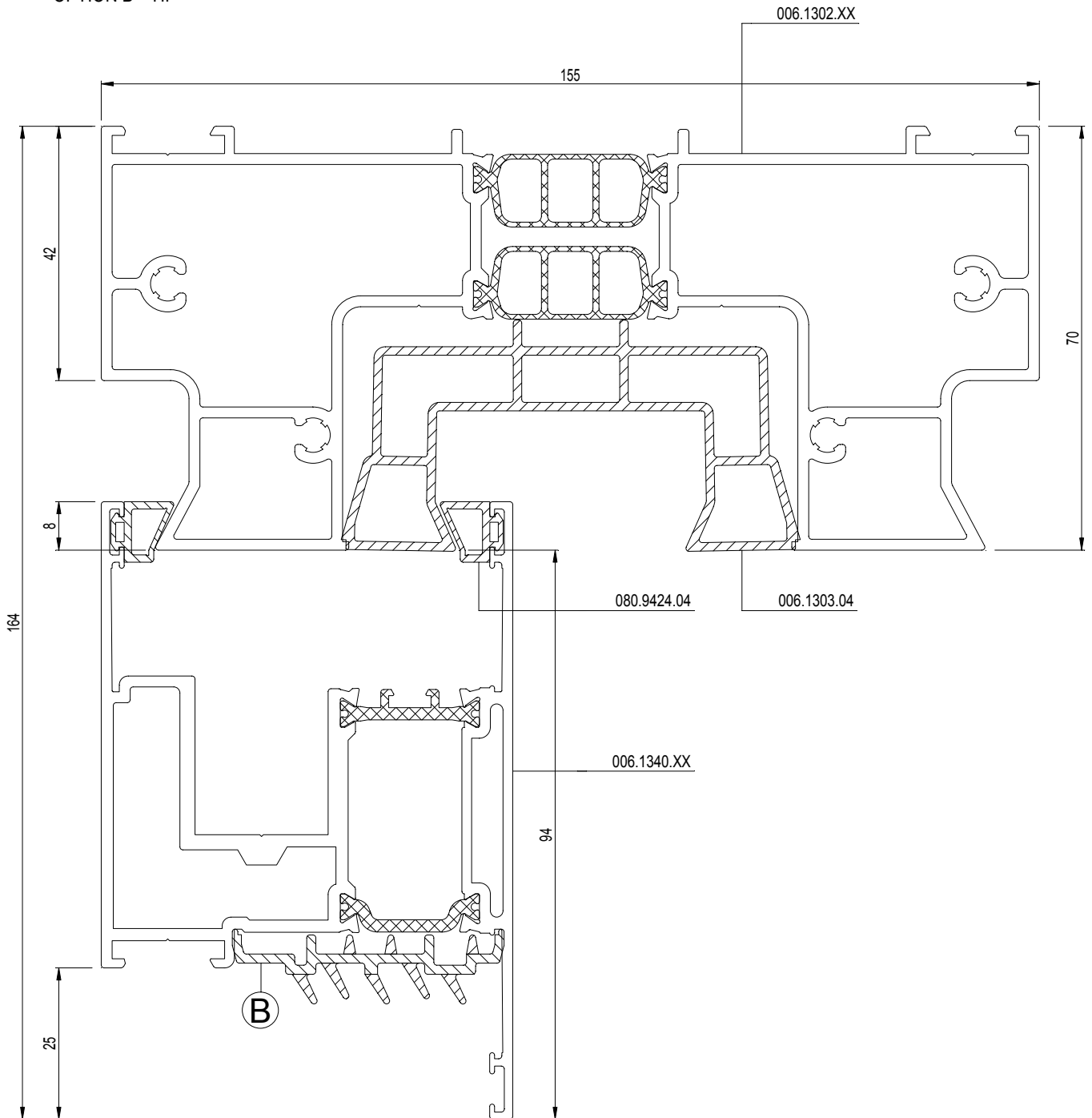
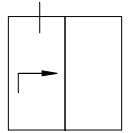


CP 155-LS

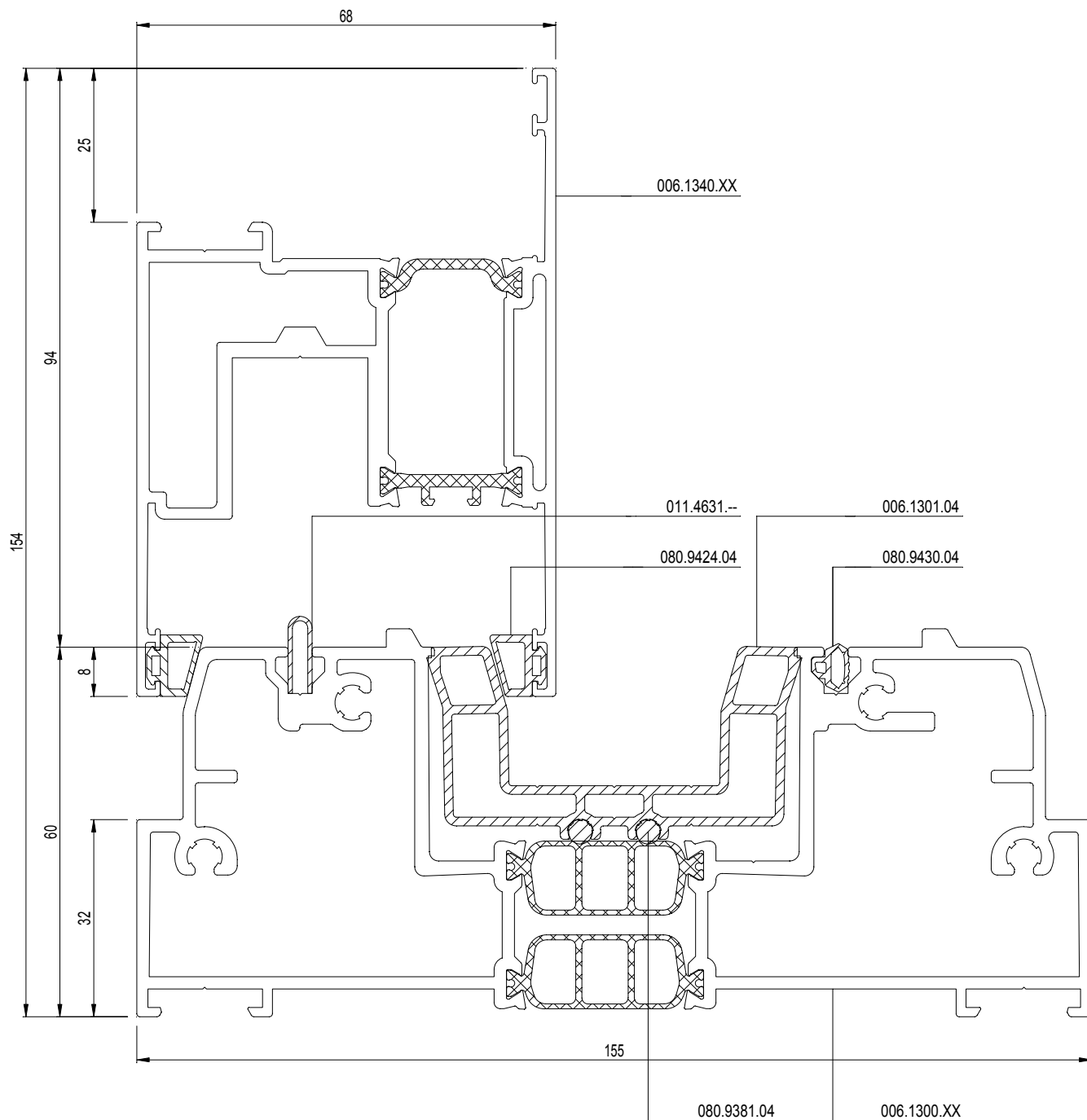
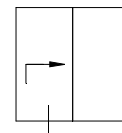
2-RAIL
2-RAIL
2-RAIL
2-RAIL



OPTIE B = HI
OPTION B = HI
OPTION B = HI
OPTION B = HI



OPTIE A
OPTION A
OPTION A
OPTION A

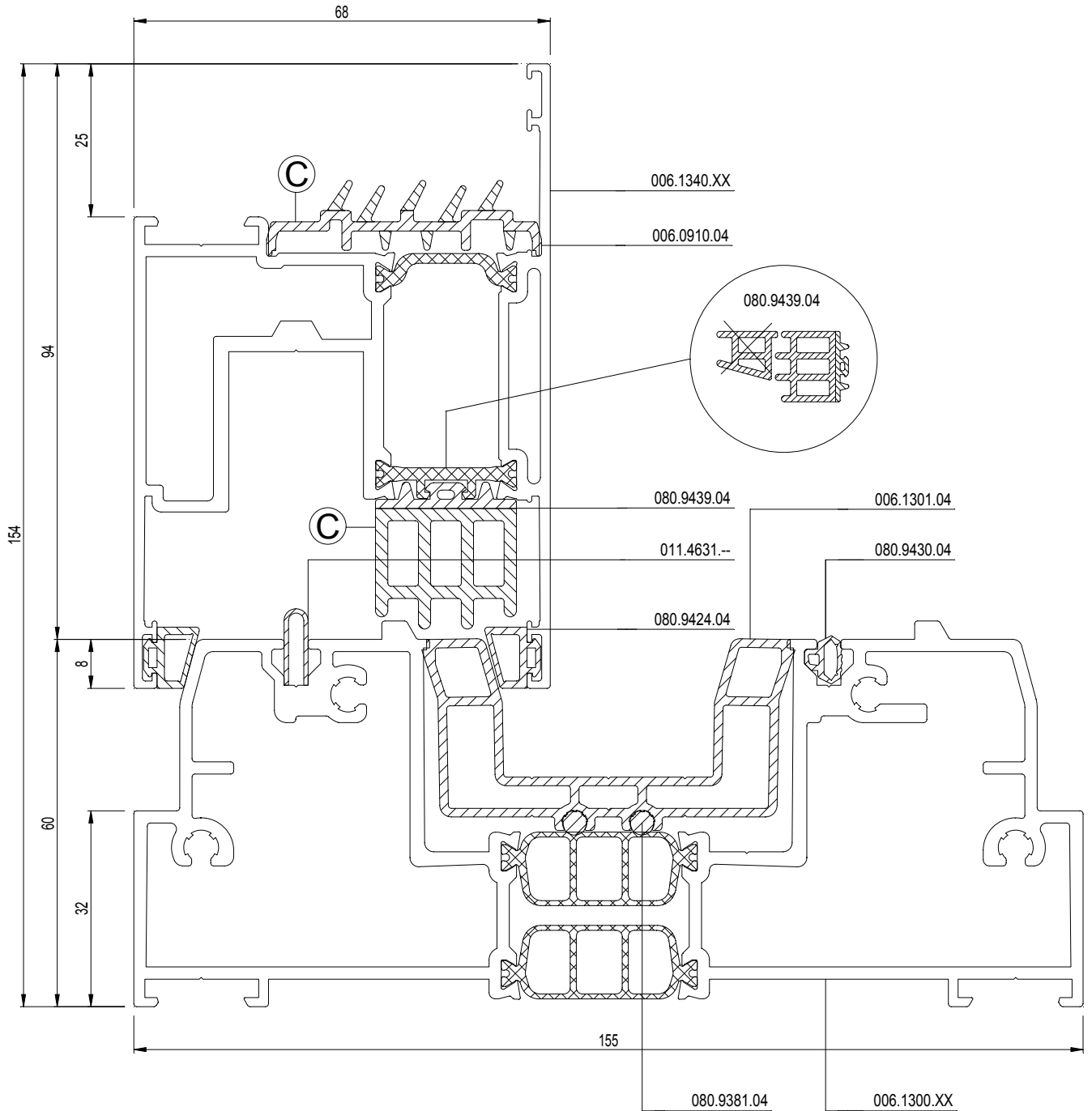
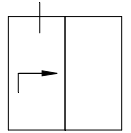


CP 155-LS

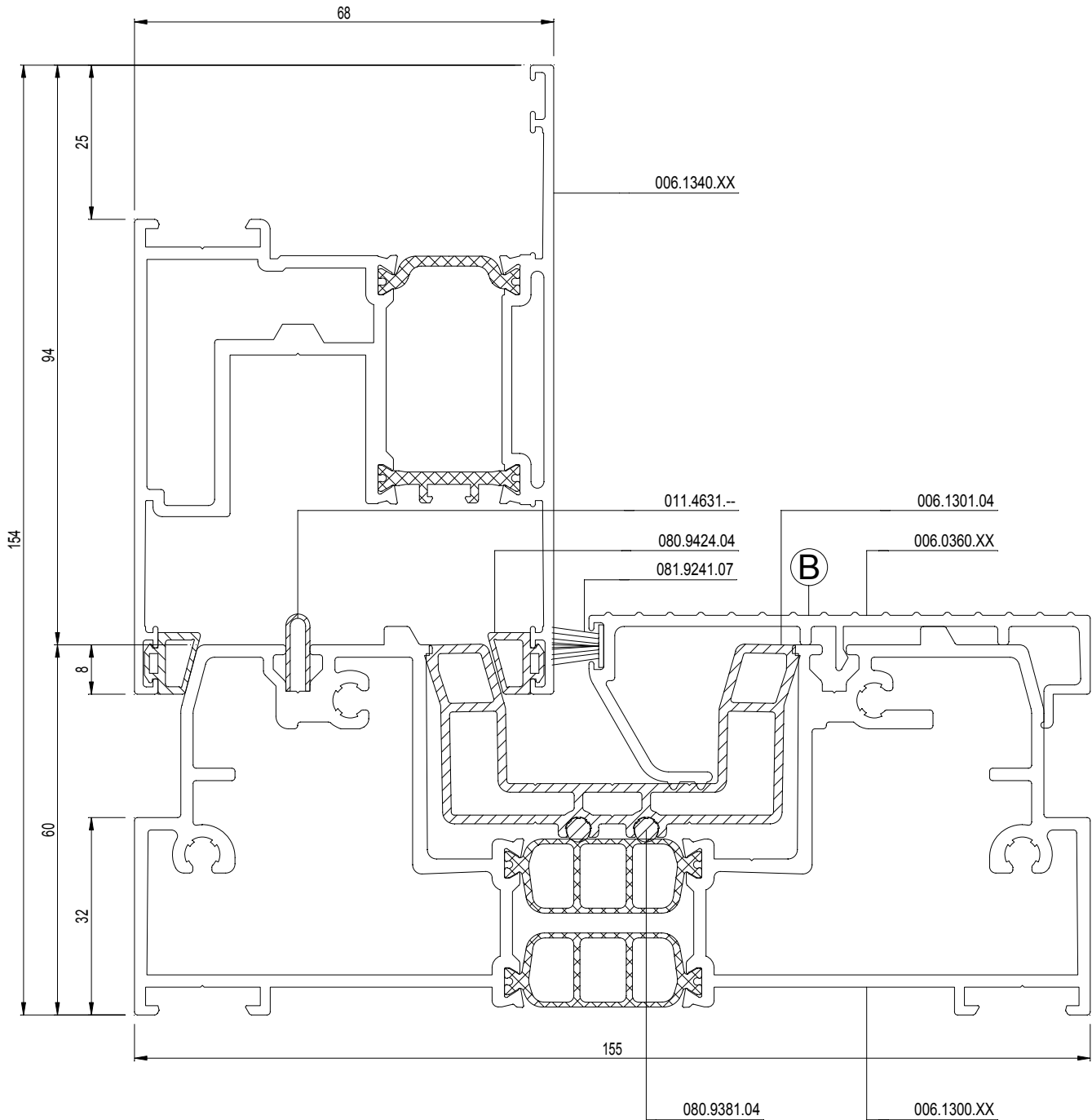
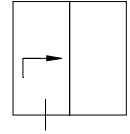
2-RAIL
2-RAIL
2-RAIL
2-RAIL



OPTIE C = HI
OPTION C = HI
OPTION C = HI
OPTION C = HI



VARIANT - OPTIE B
VARIANTE - OPTION B
VARIANT - OPTION B
VARIANTE - OPTION B

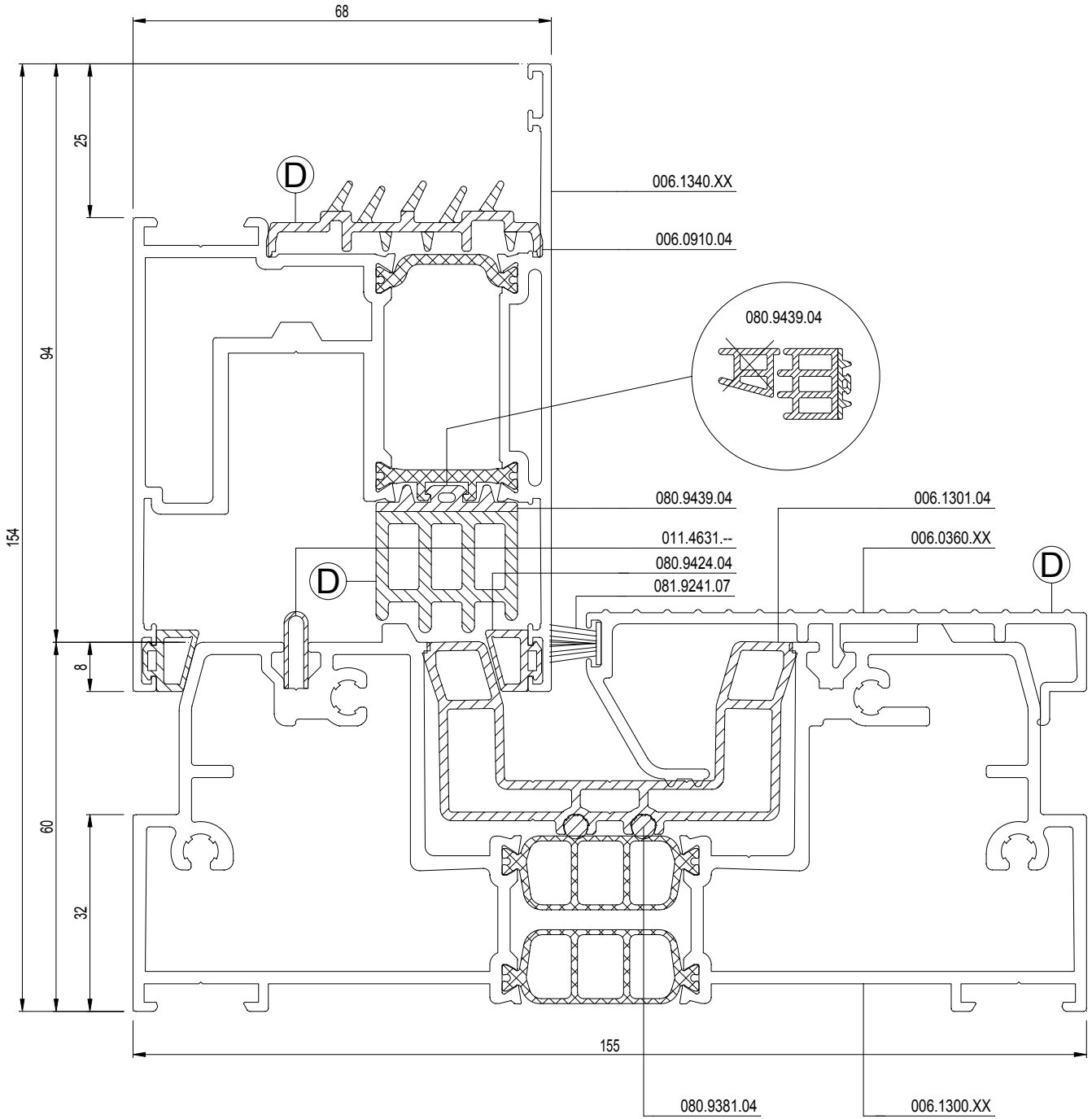
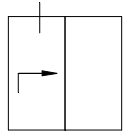


CP 155-LS

2-RAIL
2-RAIL
2-RAIL
2-RAIL

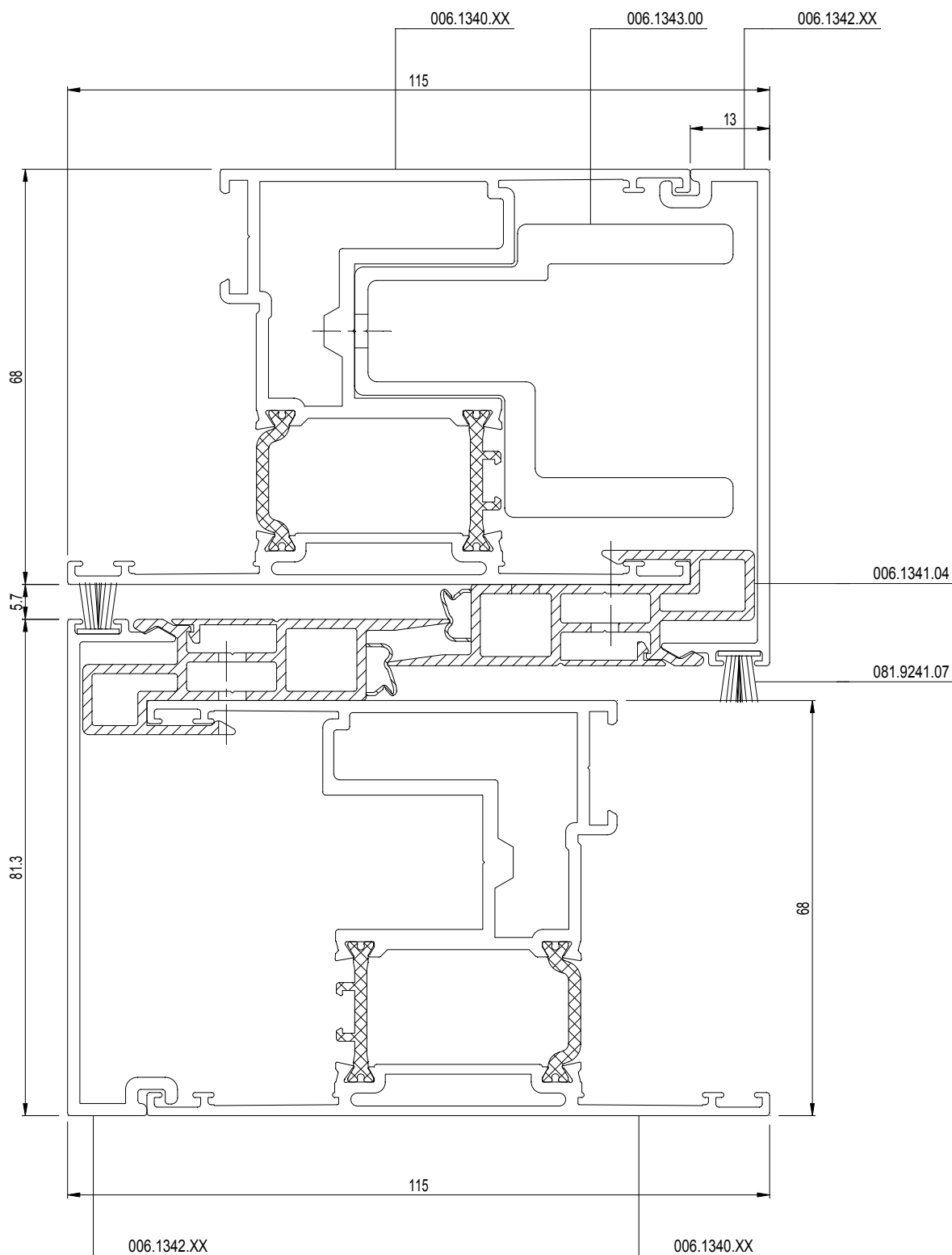
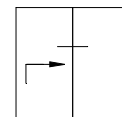


VARIANT - OPTIE D = HI
VARIANTE - OPTION D = HI
VARIANT - OPTION D = HI
VARIANTE - OPTION D = HI



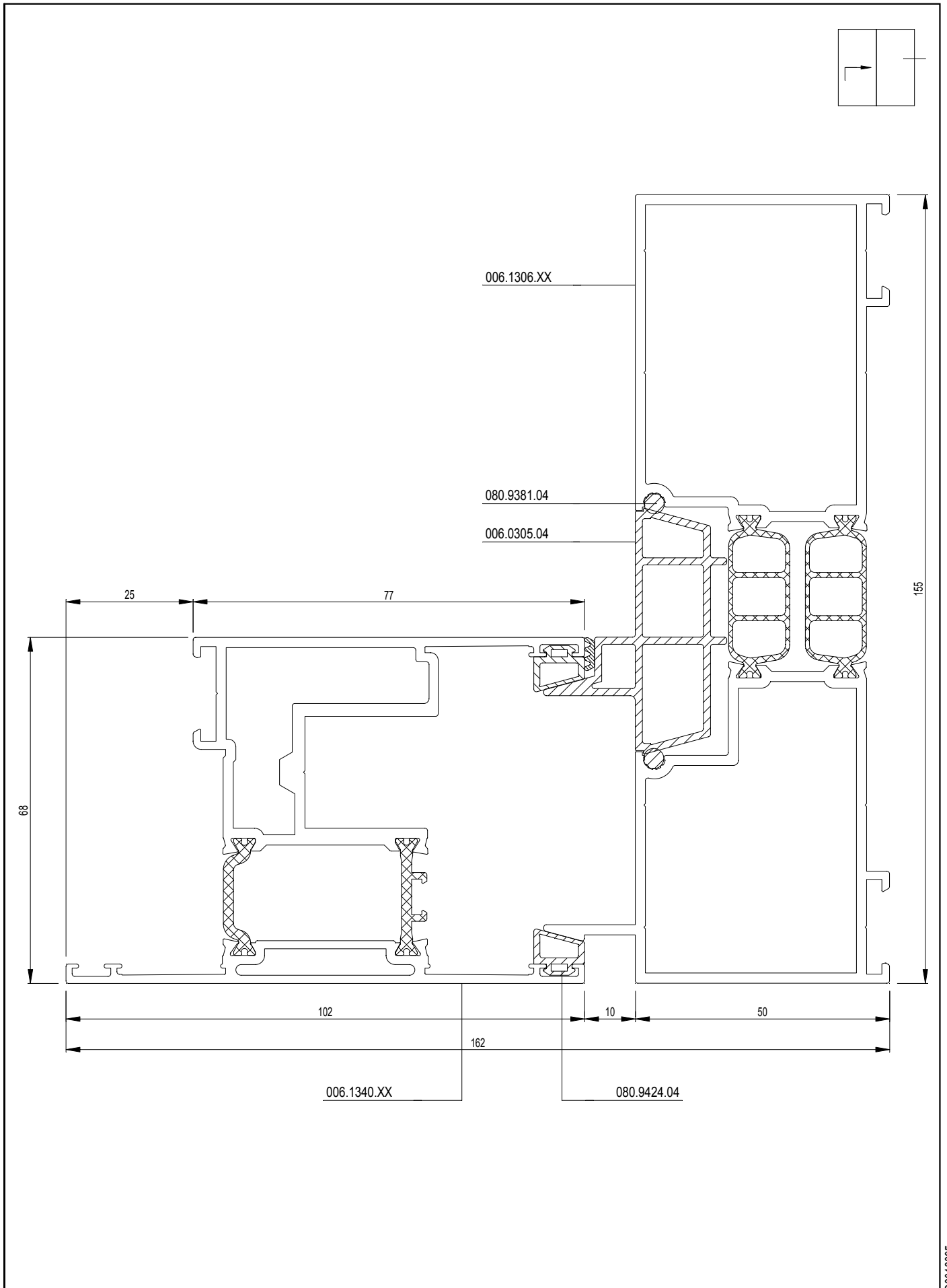
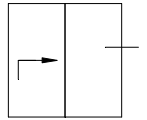
CP 155-LS

2-RAIL
2-RAIL
2-RAIL
2-RAIL



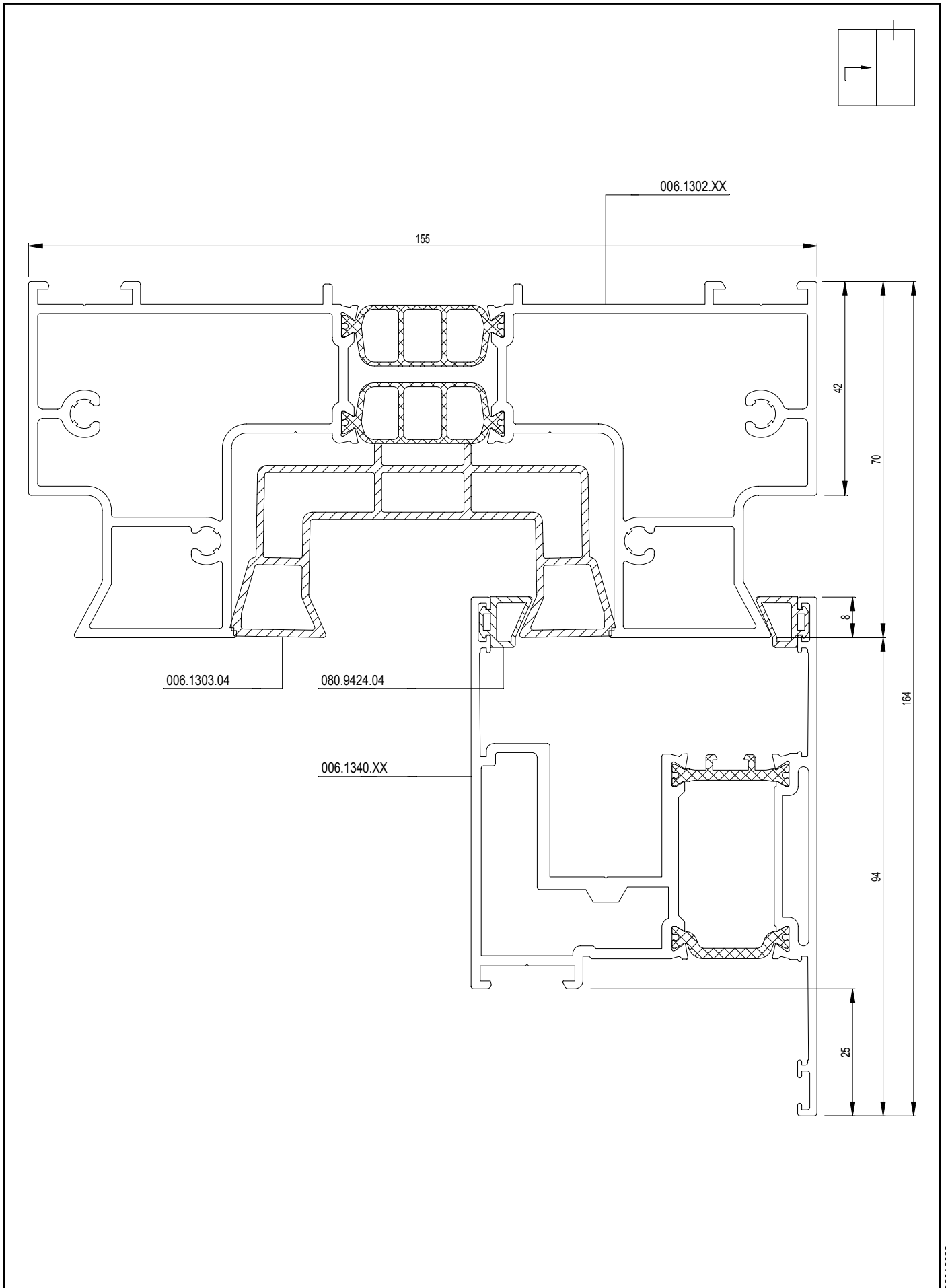
CP 155-LS

2-RAIL
2-RAIL
2-RAIL
2-RAIL



CP 155-LS

2-RAIL
2-RAIL
2-RAIL
2-RAIL



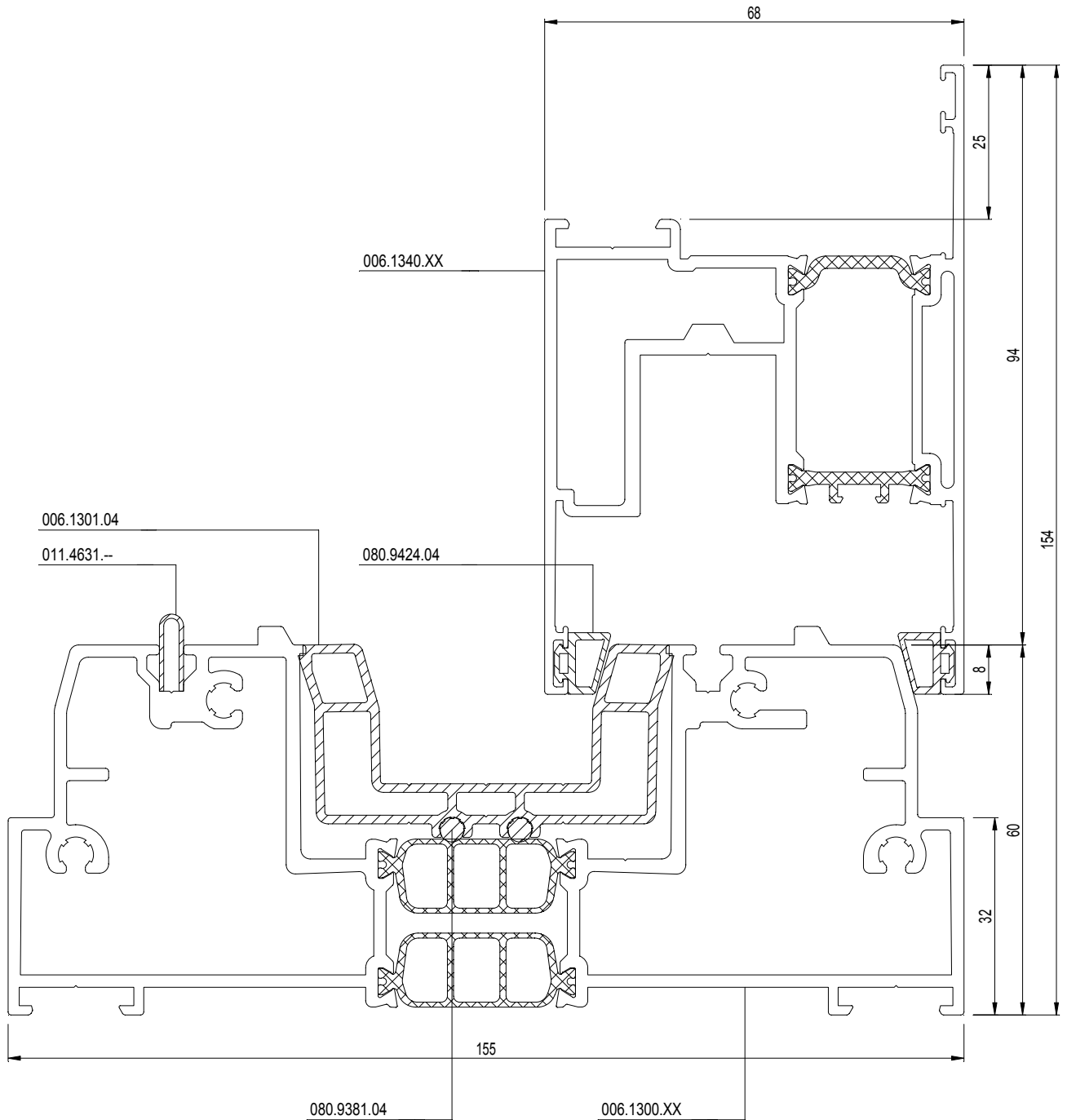
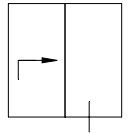
Doorsnedetekeningen
Sections des noeuds
Section drawings
Profilkombinationen

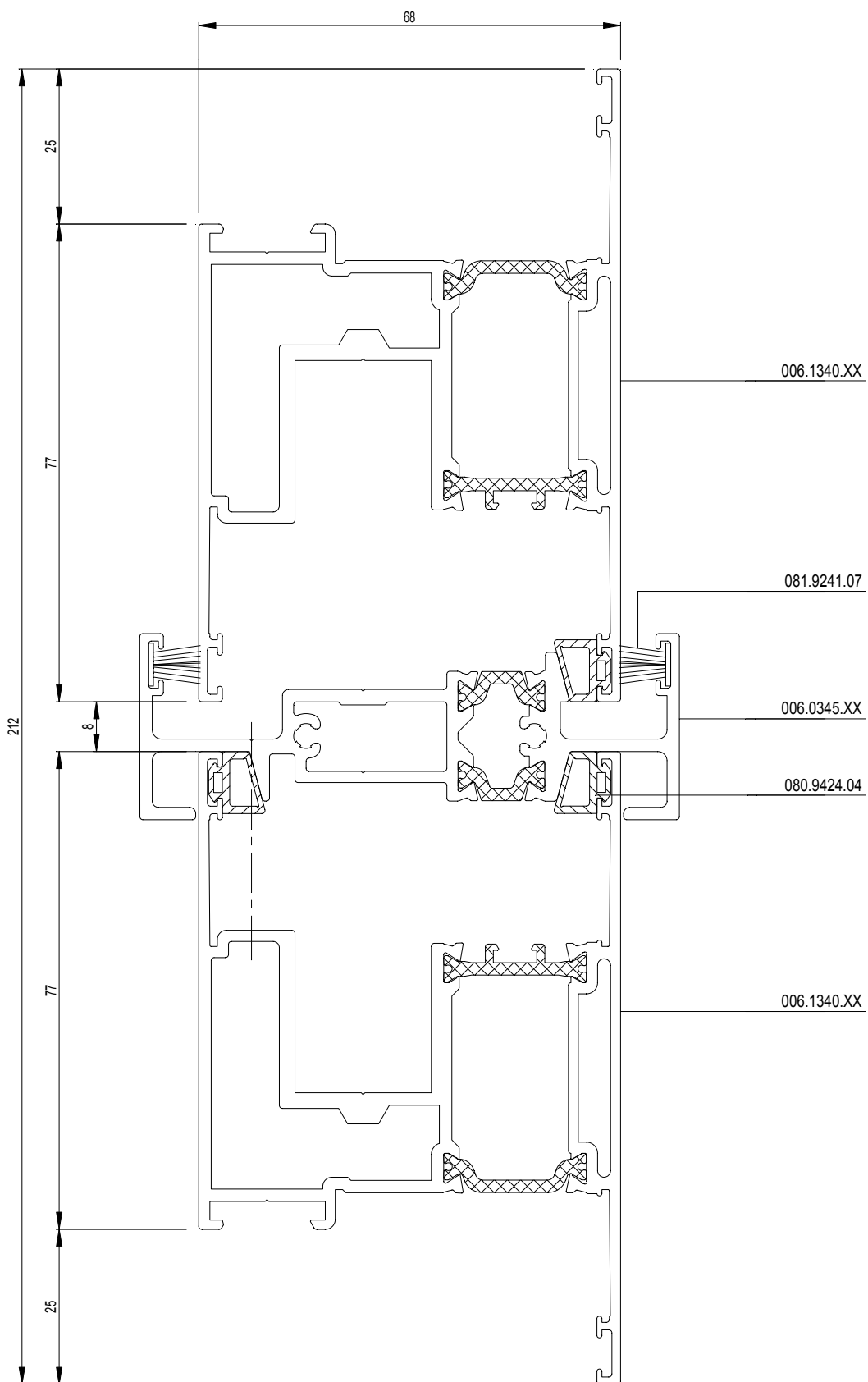
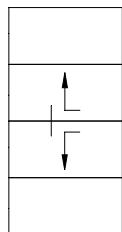
34.D.034
02/2009

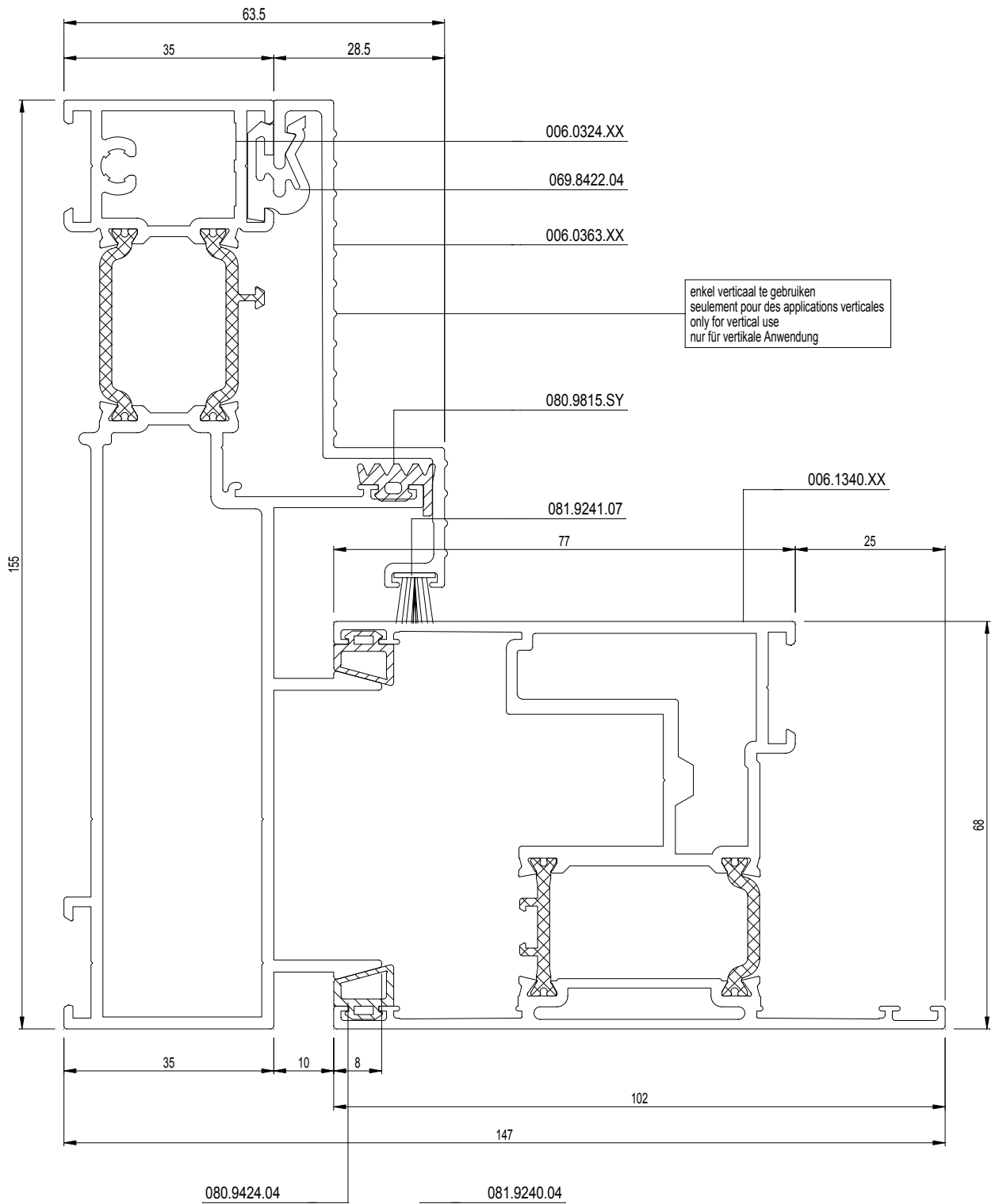
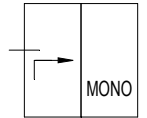
D0013896

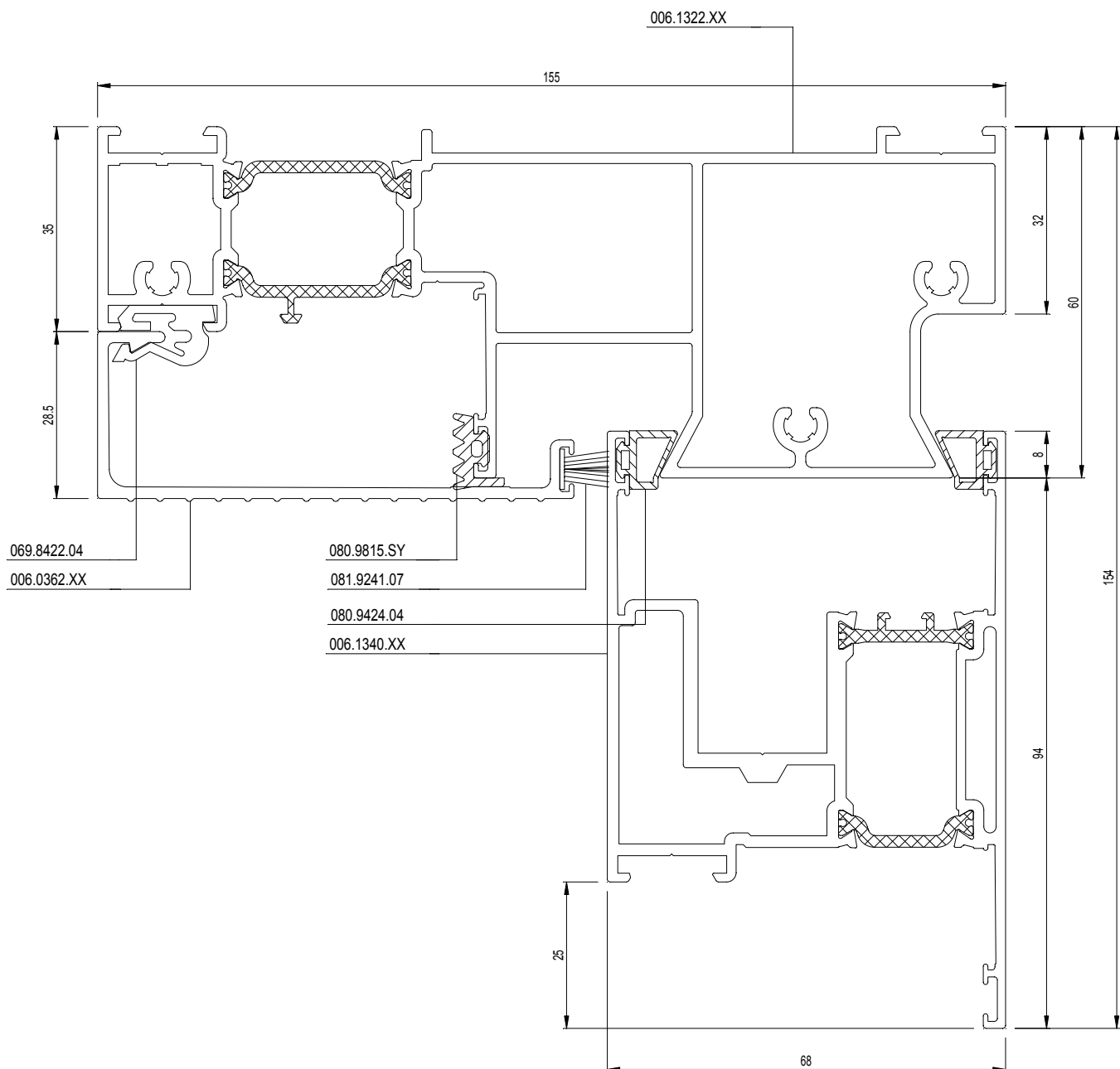
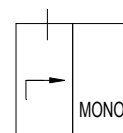
CP 155-LS

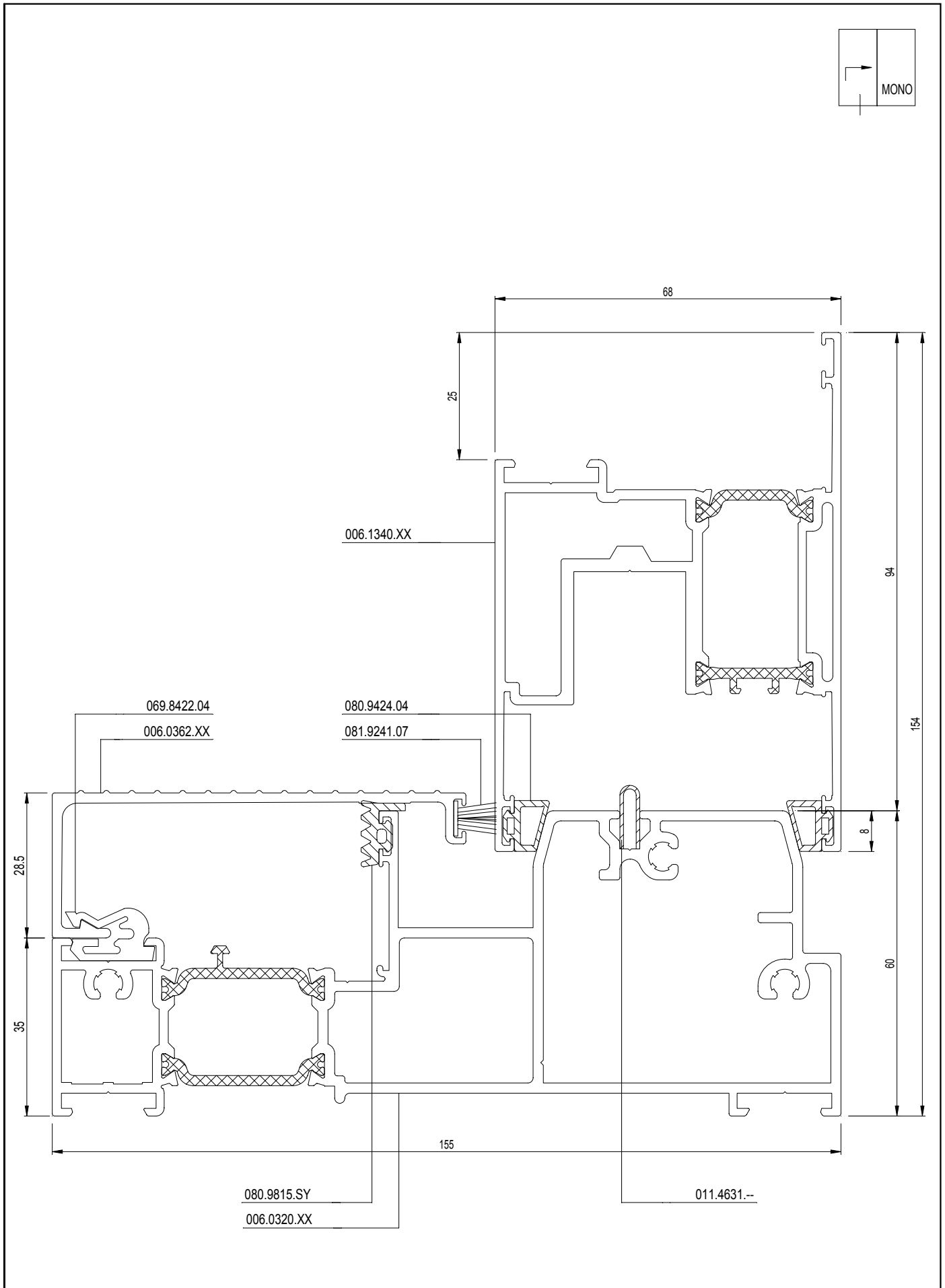
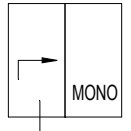
2-RAIL
2-RAIL
2-RAIL
2-RAIL

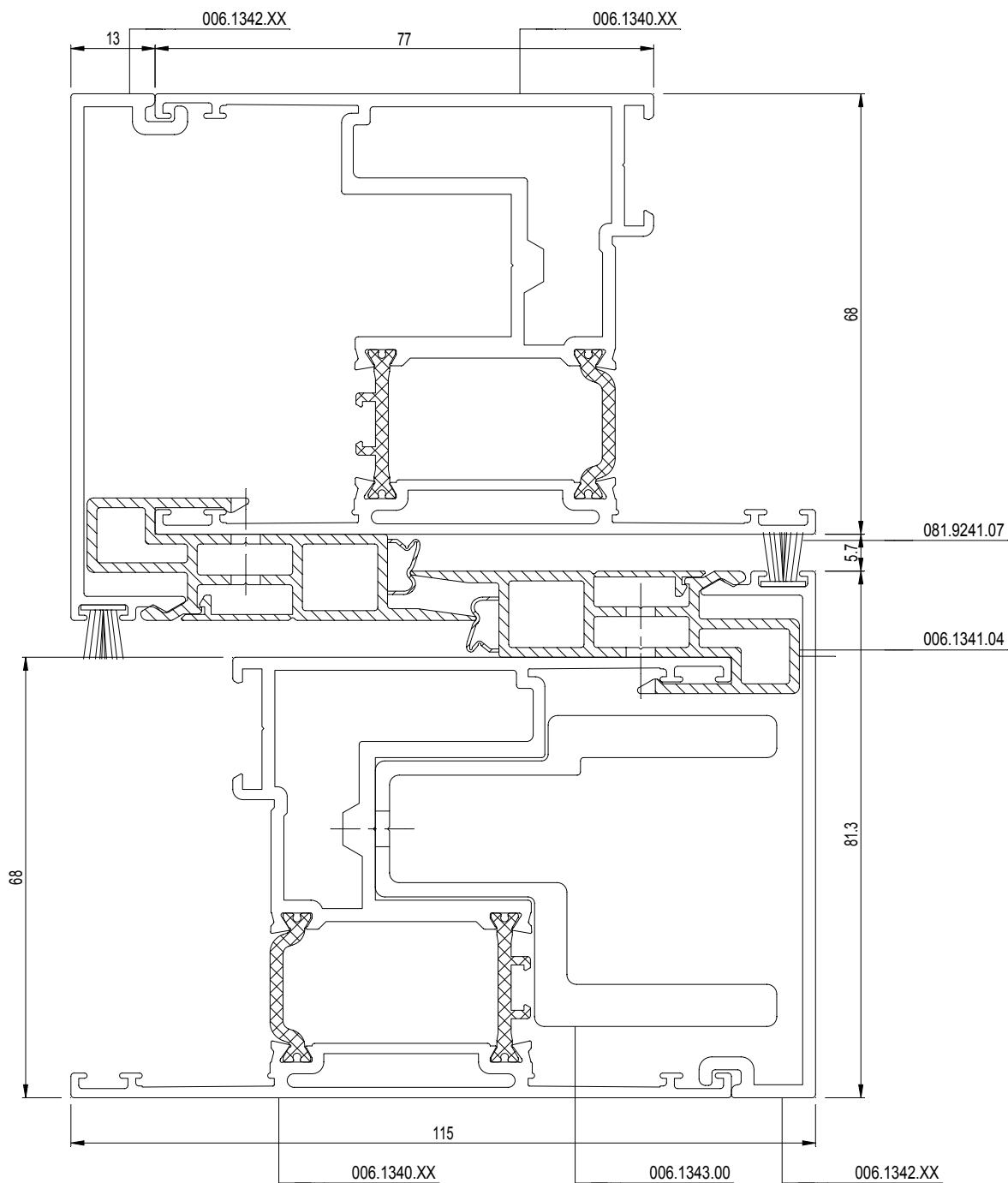
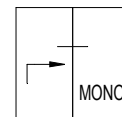


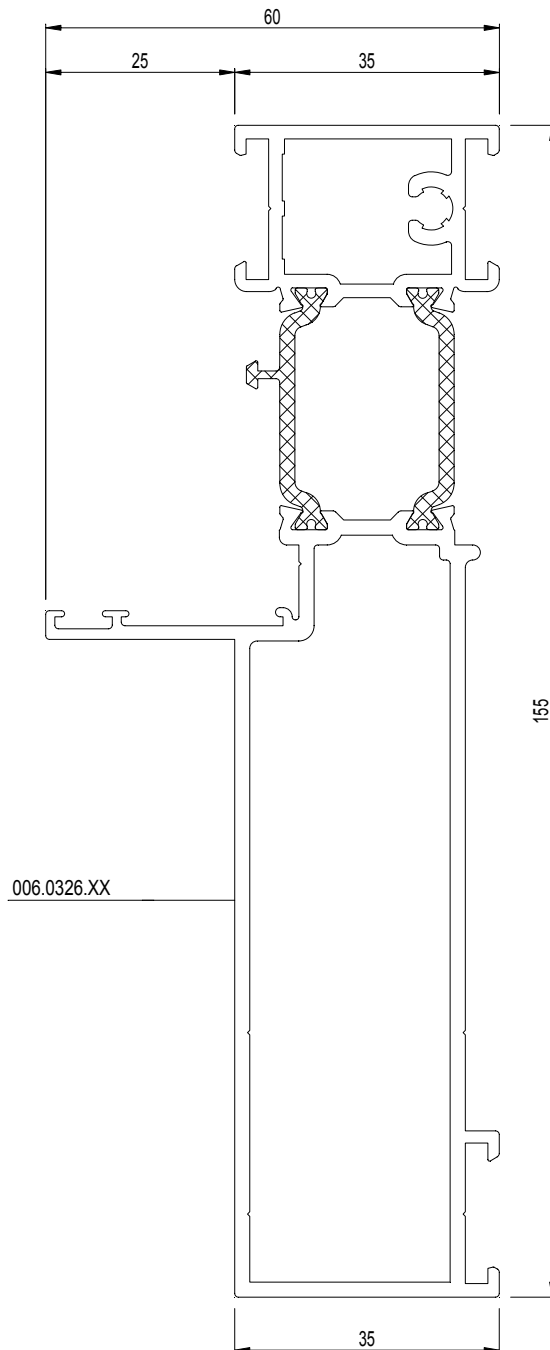
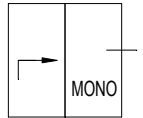





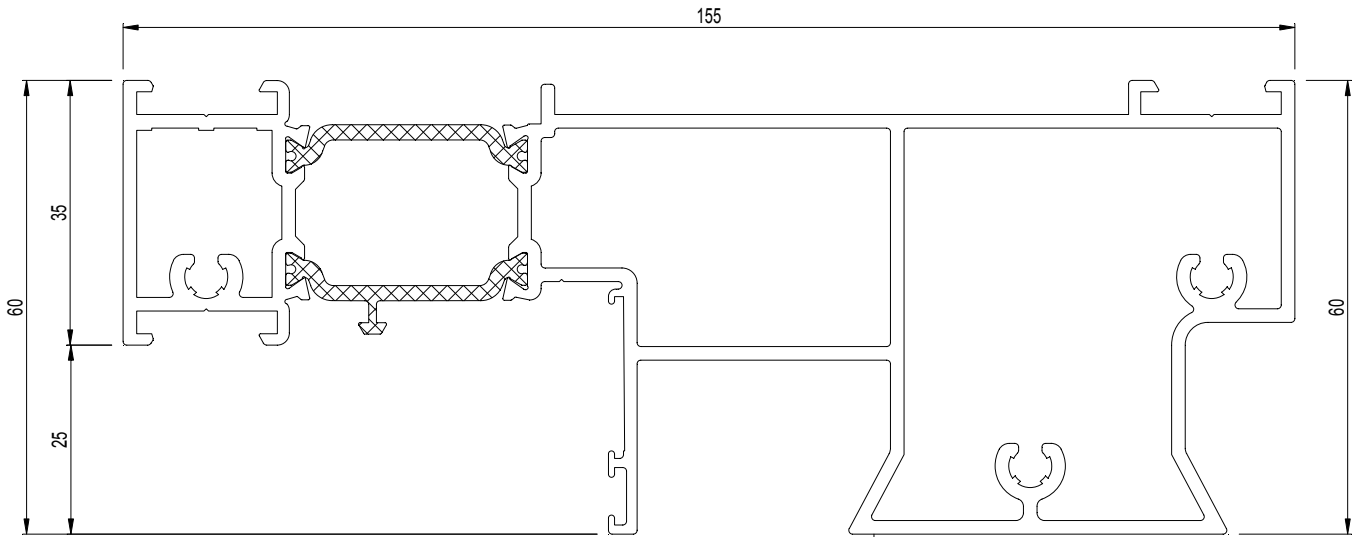
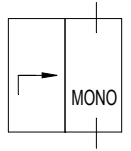




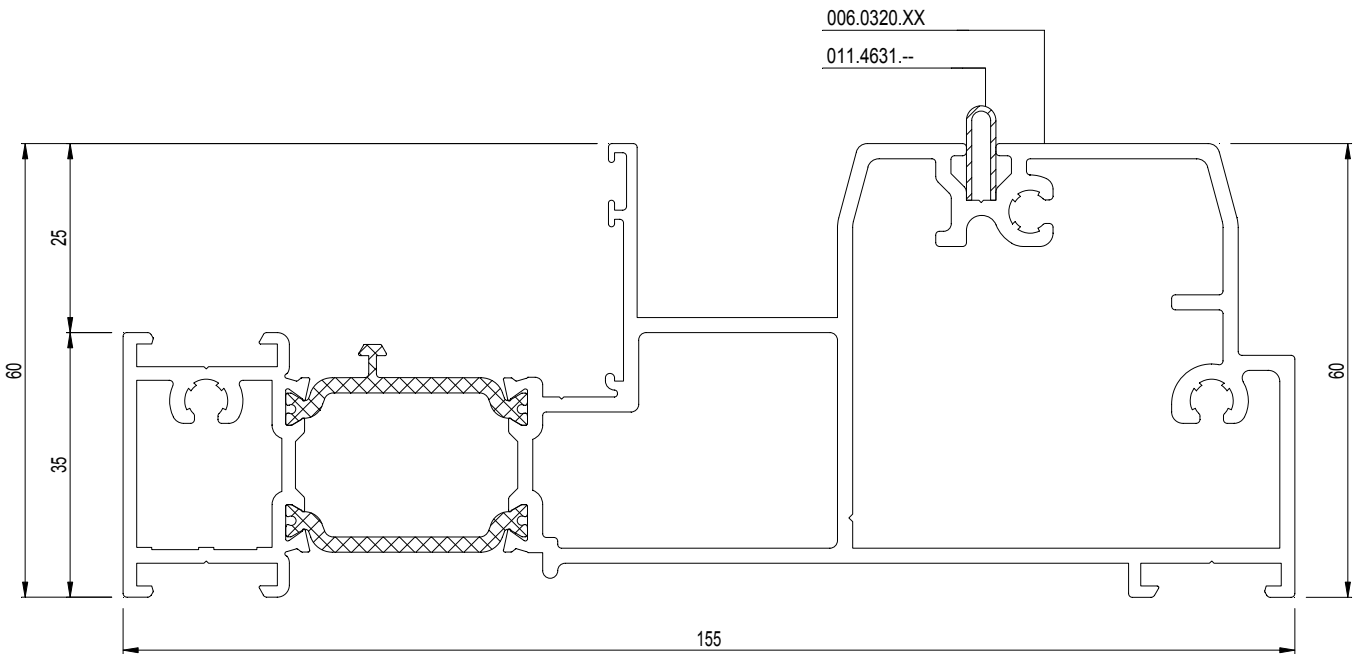






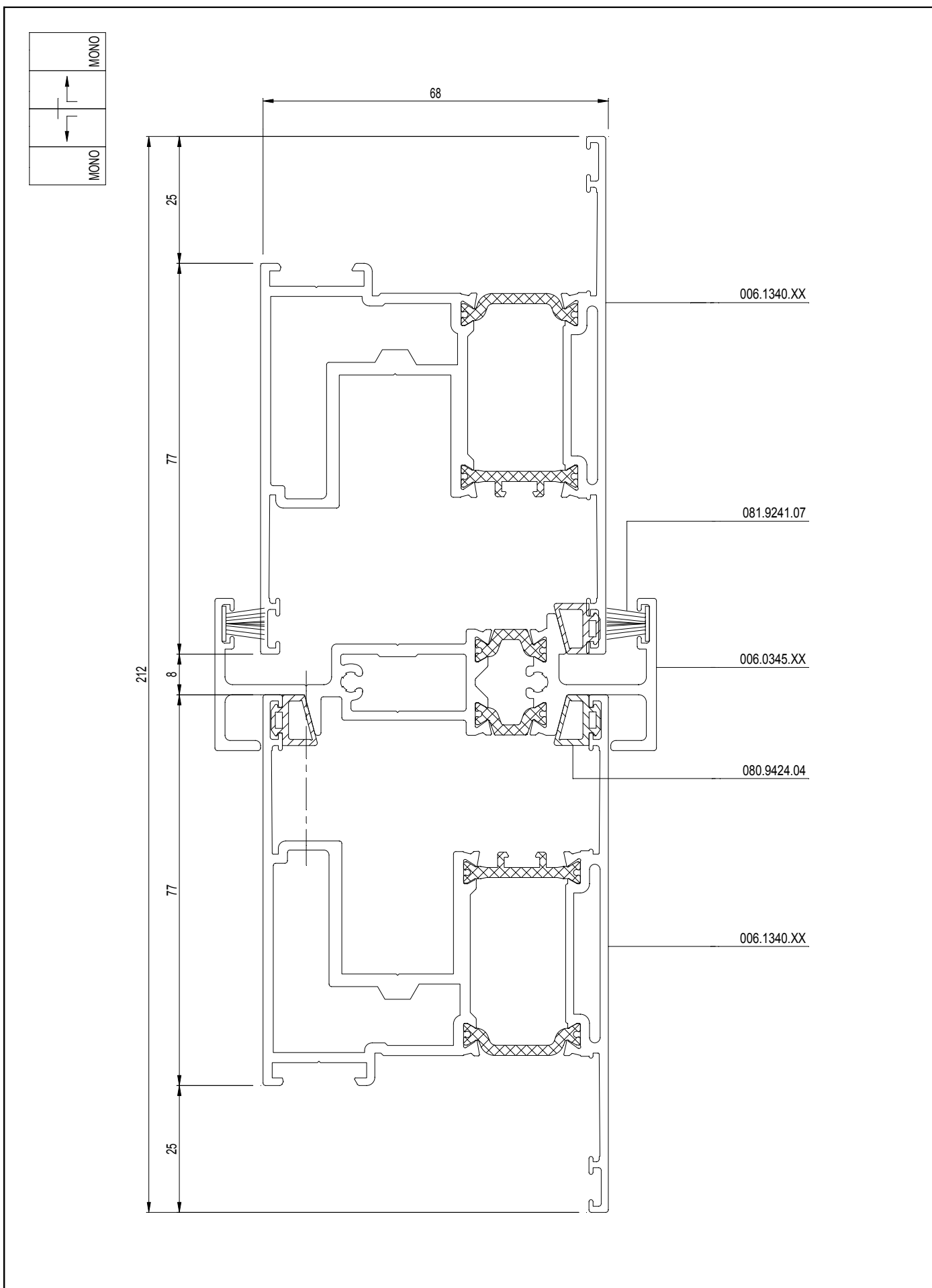


006.1322.XX



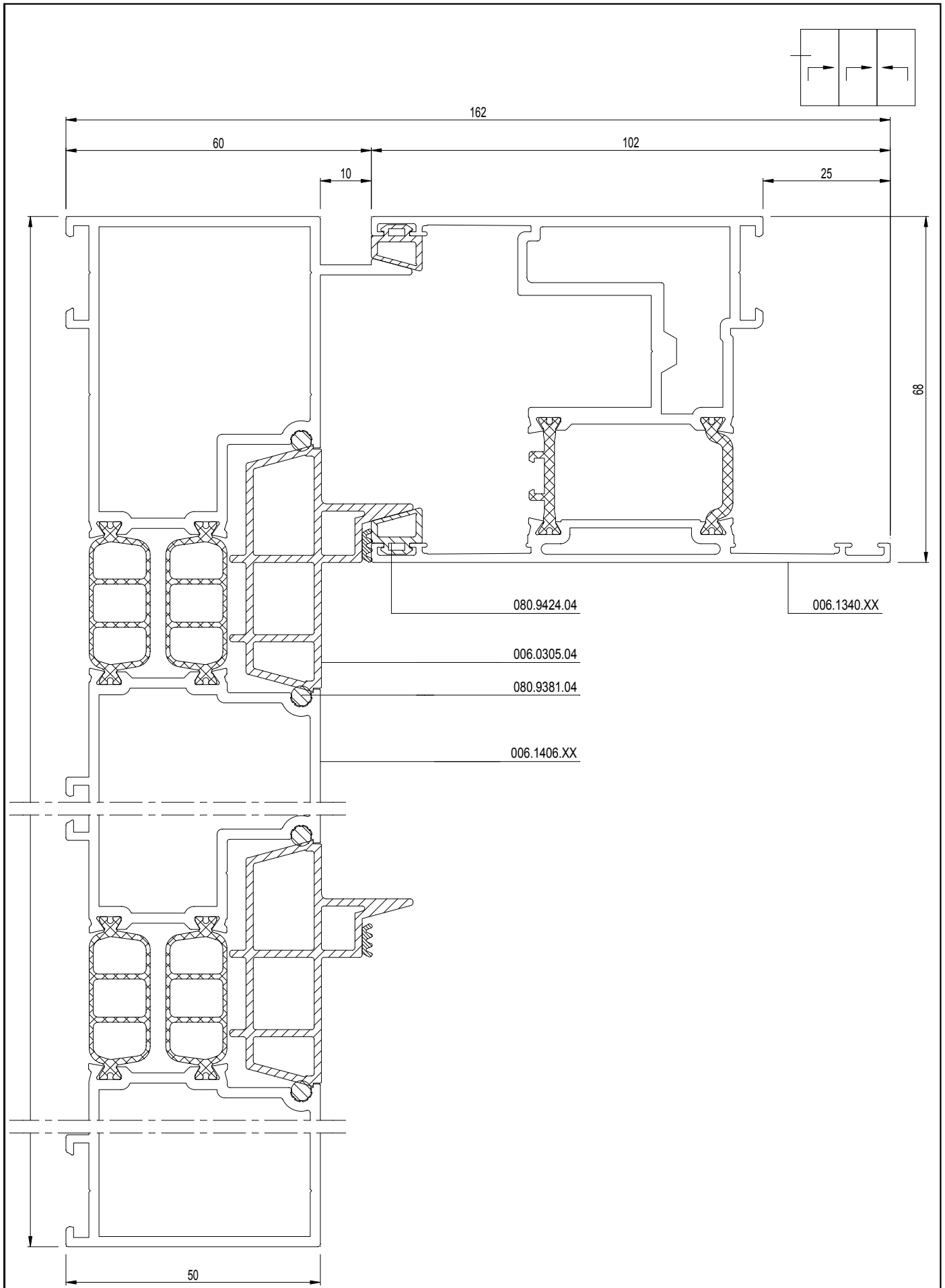
006.0320.XX

011.4631.--



CP 155-LS

3-RAIL
3-RAIL
3-RAIL
3-RAIL



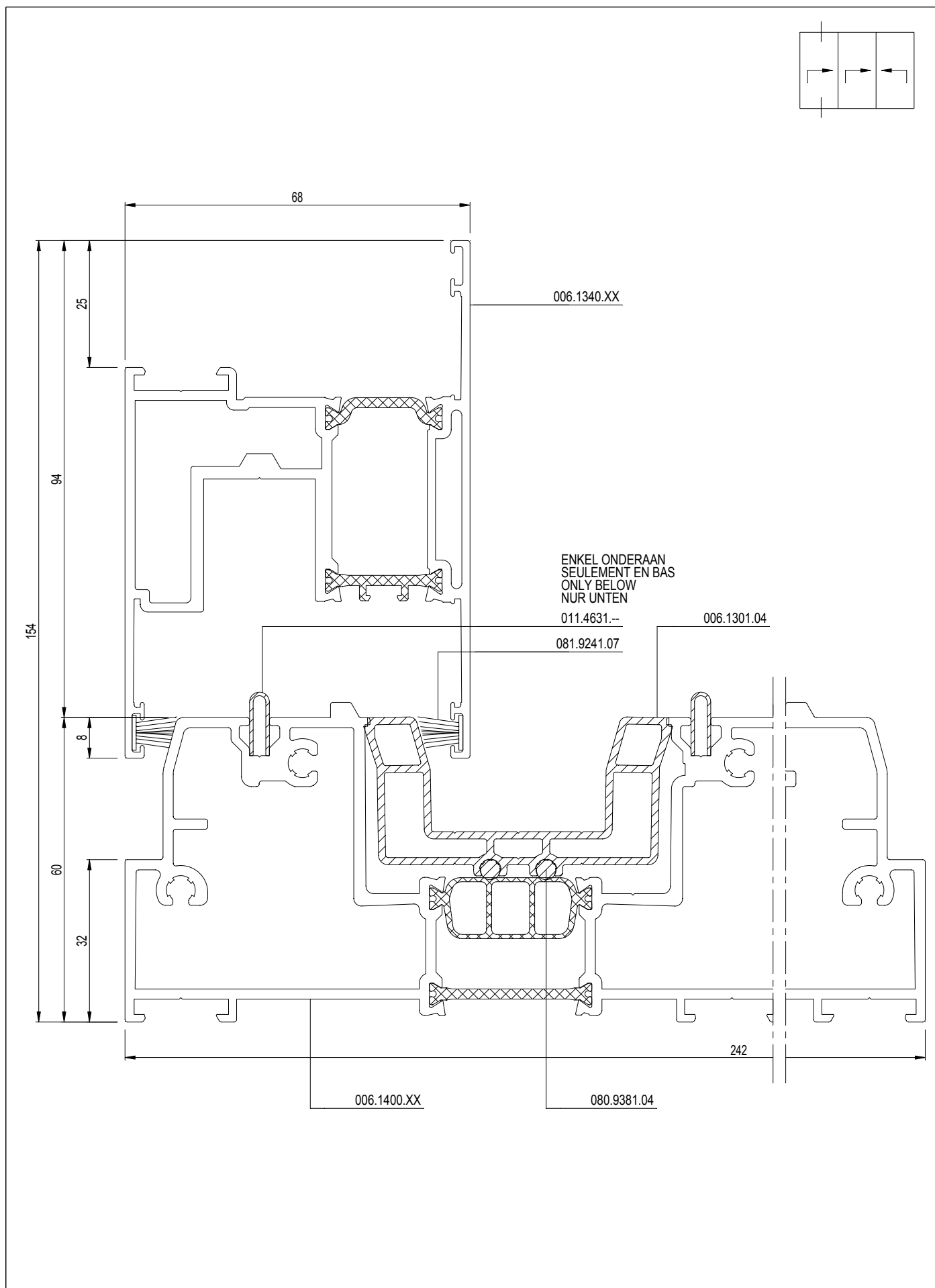
Doorsnedetekeningen
Sections des noeuds
Section drawings
Profilkombinationen

34.D.045
02/2009

D0046245

CP 155-LS

3-RAIL
3-RAIL
3-RAIL
3-RAIL

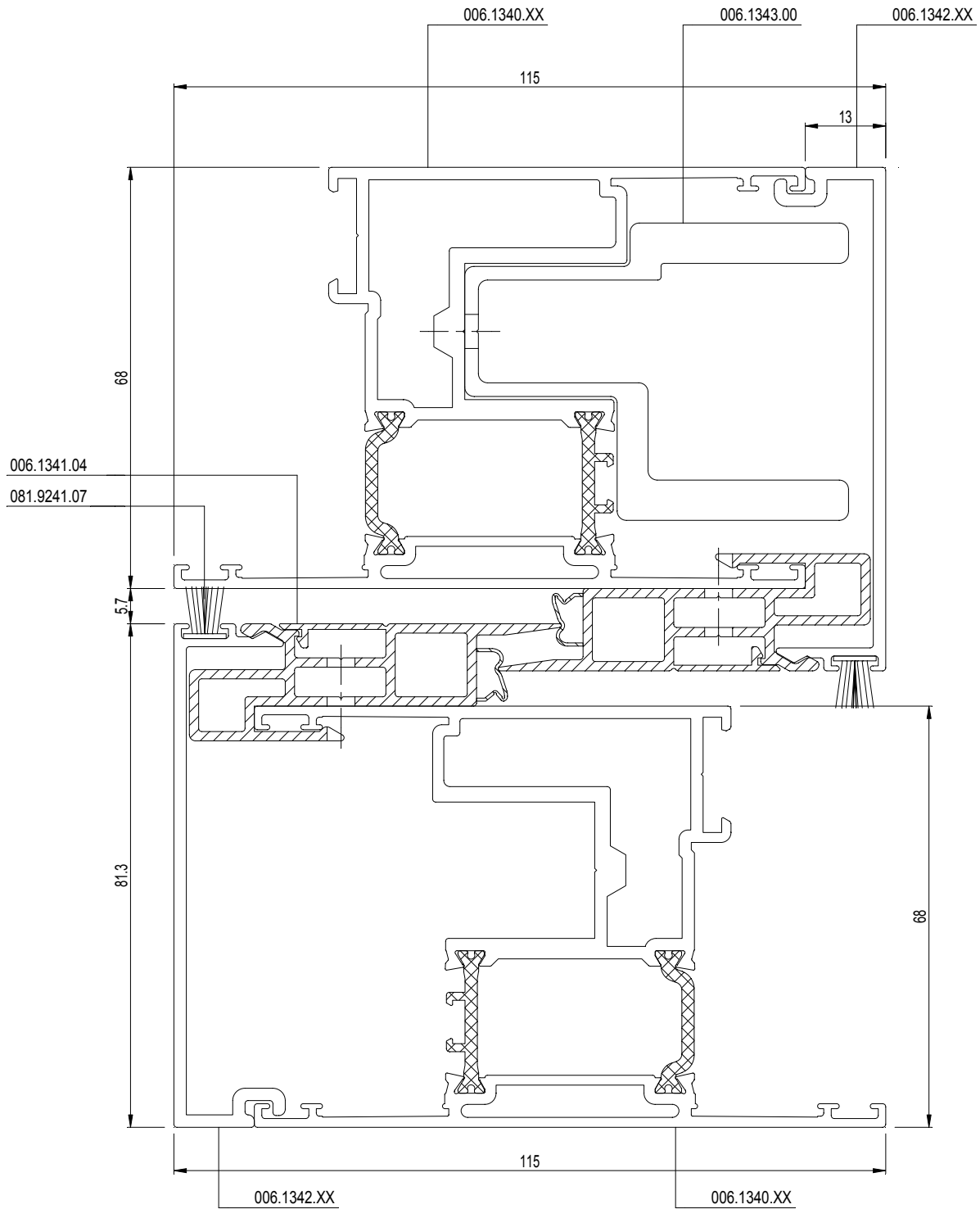
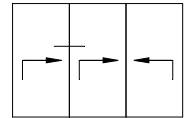


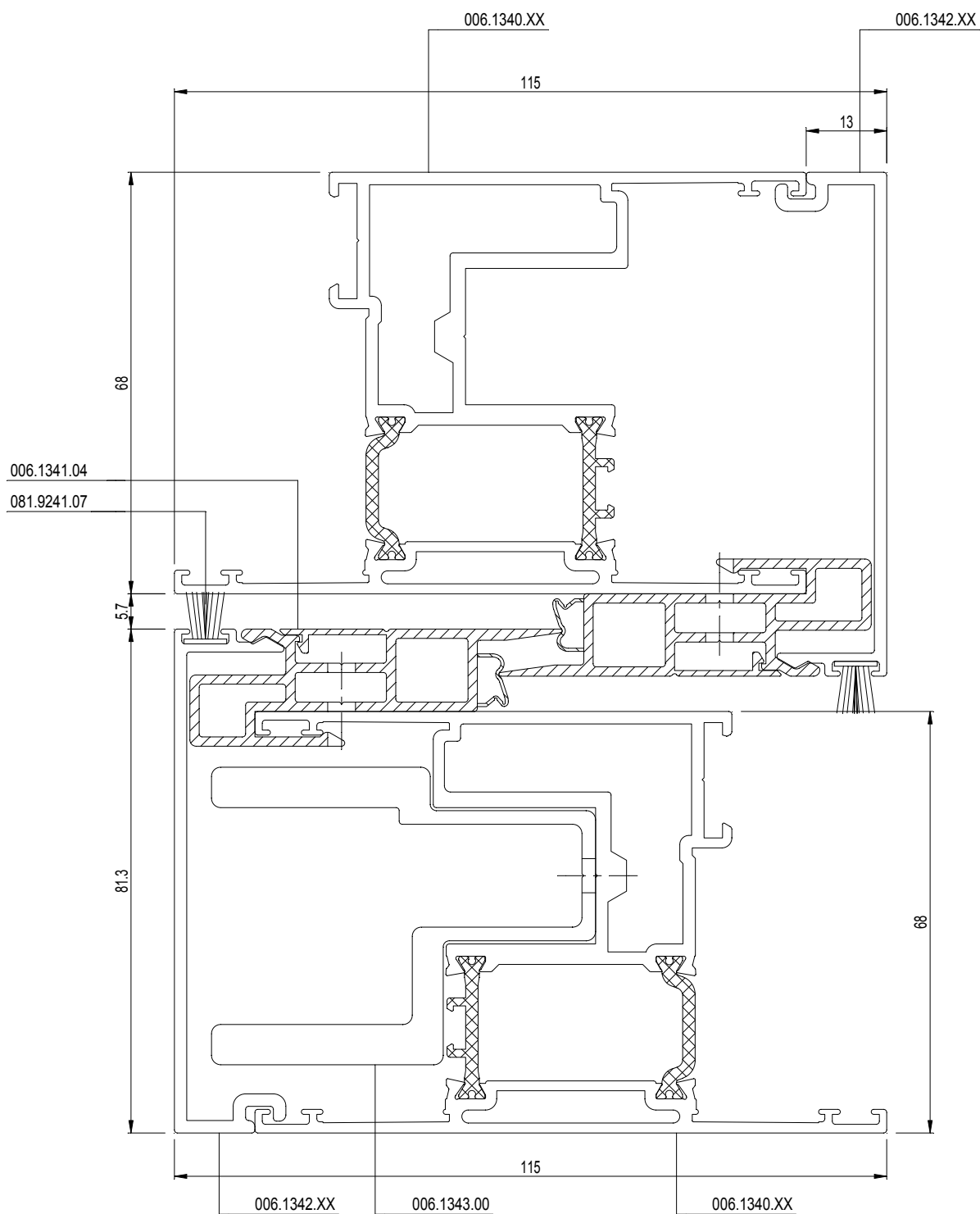
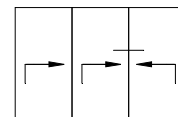
Doorsnedetekeningen
Sections des noeuds
Section drawings
Profilkombinationen

34.D.046
02/2009

D0046252

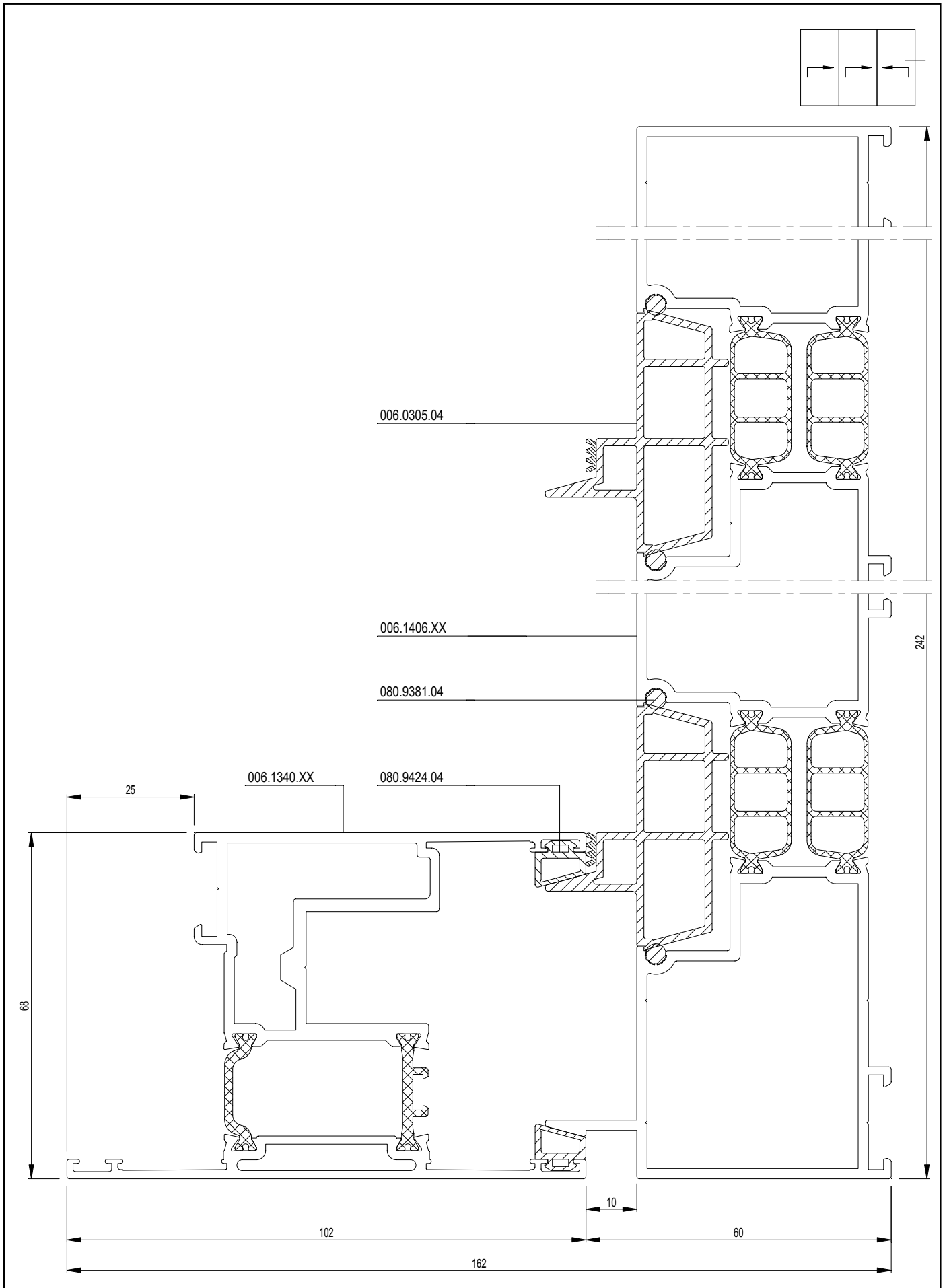
3-RAIL
3-RAIL
3-RAIL
3-RAIL





CP 155-LS

3-RAIL
3-RAIL
3-RAIL
3-RAIL



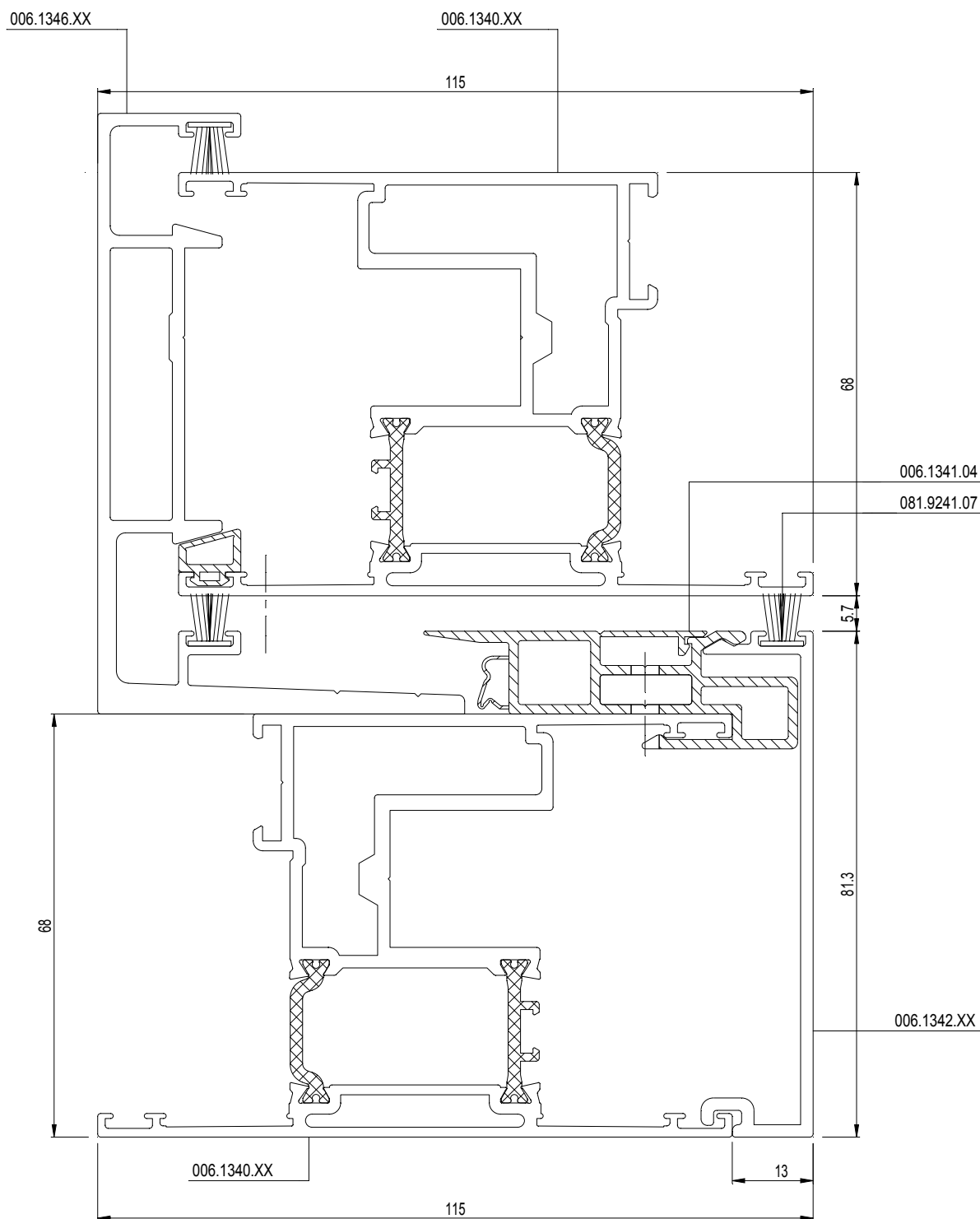
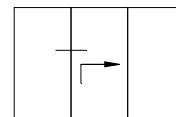
Doorsnedetekeningen
Sections des noeuds
Section drawings
Profilkombinationen

34.D.049
02/2009

D0046257

CP 155-LS

2-RAIL QXQ
2-RAIL QXQ
2-RAIL QXQ
2-RAIL QXQ



CP 155-LS

2-RAIL FLAT BOTTOM
2-RAIL FLAT BOTTOM
2-RAIL FLAT BOTTOM
2-RAIL FLAT BOTTOM

